

Unique AGM PowerSports Batteries, Battery Chargers and Battery Testers

MOTOBATT

WITH QUADFLEX™ TECHNOLOGY



Cover **200** Part Numbers With
Just **36** Motobatt Batteries



The Official Battery, Charger and Tester of AMA Pro Road Racing and Flat Track

WWW.MOTOBATT.COM

THE WORLD FIRST AND ONLY 4 TERMINAL MOTORCYCLE BATTERY

2014

America's Premiere Motorcycle Racing Series And The Premiere Motorcycle Battery



The Official Battery, Charger and Tester of AMA Pro Road Racing and Flat Track

MOTOBATT


WITH QUADFLEX™ TECHNOLOGY

As the official Battery, Charger and Tester of AMA Pro Road Racing and Flat Track, MotoBatt is very excited about "hitting the ground running" into the new racing season!



A Winning combination – MotoBatt like AMA Pro Racing provide premier products exclusively to the PowerSports Industry. We look forward to the strong exposure that AMA Pro Racing will bring to the MotoBatt Brand and to the sales support it will provide to YOU, our valuable customers!

Thank you
for your business and support of MotoBatt and AMA Pro Racing !



CONTENTS

Premium AGM PowerSports Battery	1
MotoBatt Business Proposition	3
Battery Specification Charts	4~8
Battery Preparation for Installation	9
MotoBatt to OE Quick Reference Guide	10
Battery Discharge Specifications	11
Battery Cross Reference : MotoBatt to Industry (JIS)	12~14
Battery Cross Reference : Industry (JIS) to MotoBatt	15~17
PowerSports Battery Applications	18~31
Chargers and Accessories	32~34
Testers and Accessories	35~36
Frequently Asked Questions	37~38
New Deep Cycle Sealed AGM Batteries	39
Display and Product Marketing Items	40

Your customer may ask - Why MotoBatt?

Typical PowerSports battery designs available on the market today have not changed for many years. By listening to you, our valued customers and by studying the way PowerSports batteries are used in today's marketplace, MotoBatt has re-invented its products specifically for today's PowerSports market where the "Triple Threat" of 1. High Vibration; 2. High Starting Loads and now more than ever; 3. Additional high powered accessory loads are all very common.

Motobatt's innovative internal "Power Balanced" design has been developed to overcome these problems. Many claims are made by different manufacturers about cranking capacity; in fact there is little to be gained from a battery that cranks harder than what is required to start your bike. In battery design there is always a tradeoff. Since physical battery size is limited by the application / case size, the more cranking power (increased number of thinner plates) you have, the less Amp Hour capacity you get, and vice versa. The key is to "balance" the design to offer maximum AH and CCA's to properly power all of your "thirsty" OE and aftermarket accessories.

In today's market to beat that "triple threat" we talked about earlier, what is required is the combination of strong cranking power with the highest Amp Hour (thicker, larger or heavier plates) capacity for additional accessory loads, repeated starts and fast power recovery for strong re-starts.

Motobatt has improved on conventional designs by packing as much lead into our batteries in the smartest way as possible. Many low-cost batteries are only cheaper for one reason; they have less lead in them. These types of batteries can and likely will leave you stranded!

Our patented "Quad Flex" terminal design also creates a shorter current path to the battery cable resulting in quicker power delivery to the starter and improved starting ability. And in many applications, provides improved, safer fitment for additional accessory leads through supplementary terminal location.

AGM Design

MotoBatt being a premium Absorbed Glass Mat battery is superior by design. AGM batteries have been used in demanding military and off-road applications for many years. The sealed, glass mat design has many longevity and reliability based benefits.


Each plate in the battery is wrapped in a fibrous glass matting which not only absorbs all liquid electrolyte but keeps the plates separated in a cushioned environment. This stops the plates from vibrating which can breakdown the plate and cause short circuits between the plates or break plate welds which result in battery failure. The thick, heavy plates used in MotoBatt designs really make the difference here.

AGM batteries also have a much lower inherent self discharge rate than wet flooded types. And, as a higher amp hour AGM battery, the MotoBatt battery can also discharge more deeply and recover repeatedly under vehicle alternator charge or through maintenance charging. A standard flooded cell battery is not capable of withstanding this type of cycling, without premature failure.

Your Motobatt is a Factory Activated battery. It comes to you pre-conditioned and fully charged for optimum performance and ready to install out of the box. 80% of early PowerSports battery failure is caused by faulty activation of the dry battery plates. Additionally, you never have to mess with acid or top up fluid levels or remove corrosion from the terminals caused by gassing; common with standard flooded battery types.

MOTOBATT

High Performance Sealed AGM Battery



Cover **200** part numbers with just **36** MotoBatt batteries.



Benefits:



- ✓ Cover the Majority of Market Applications with only 10 SKU's
- ✓ Increase Inventory Turns and Battery Freshness
- ✓ Increase Application Coverage With Fewer Batteries
- ✓ Save Time- No Activation Required
- ✓ Safer Work Environment- No Acid to Deal With
- ✓ Increase Sales
- ✓ Increase Operating Profits
- ✓ A Premium Sealed AGM Battery at a Sensible Price


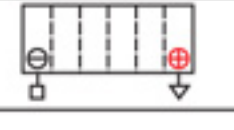
Battery Specification Charts







	Battery Type: MBT6N2
	Voltage: 6V
	Capacity (10HR): 2Ah
	Weight: 0.60kg / 1.32lbs
	Dimensions (in / mm) L: 1.76(70) W: 1.85(47) H: 4.17(106)
	Assembly Figure 
Terminals: 2	
Cable Adaptors: TBD	



	Battery Type: MBT6N4
	Voltage: 6V
	Capacity (10HR): 4Ah
	Weight: 0.73kg / 1.61lbs
	Dimensions (in / mm) L: 2.80(71) W: 2.80(71) H: 3.80(96)
	Assembly Figure 
Terminal Locations: 2	
Terminal: 2, (Wires)	
Terminal Cable Adaptors: MP6NC3, MP6NC4, MP6NC7, MP6NC8, MP6NC9, MP6NC10, MP6NC11, MP6NCD	
Screws: NA	
Allen Wrench: NA	
Terminal Caps: NA	
Spacer: None	



	Battery Type: MBT6N6
	Voltage: 6V
	Capacity (10HR): 6Ah
	Weight: 1.05kg / 2.31lbs
	Dimensions (in / mm) L: 3.82(97) W: 2.20(56) H: 4.37(111)
	Assembly Figure 
Terminal Locations: 2	
Terminals: 2, (Wires)	
Terminal Cable Adaptors: MP6NC4, MP6NC5, MP6NC9, MP6NC10, MP6NC12, MP6NC16	



	Battery Type: MB2.5U
	Voltage: 12V
	Capacity (10HR): 2.5Ah
	Weight: 1.18kg / 2.60lbs
	Dimensions (in / mm) L: 3.15(80) W: 2.76(70) H: 4.13(105)
	Assembly Figure 
Terminal Locations: 2	
Terminal: 2, (Wires)	
Screws: NA	
Terminal Caps: NA	
Spacer: None	



	Battery Type: MB3U
	Voltage: 12V CCA: 50
	Capacity (10HR): 3.8Ah
	Weight: 1.34kg / 2.95lbs
	Dimensions (in / mm) L: 3.86(98) W: 2.20(56) H: 4.33(110)
	Assembly Figure 
Terminal Locations: 2	
Terminals: 2, 10X15 (Threaded Flag)	
Screws: 2, M5X7 (Part#MPS1)	
Allen Wrench: 1, 3x3 (Part#MPAK1)	
Terminal Caps: NA	
Spacer: None	

	Battery Type: MBT4BB
	Voltage: 12V CCA:40
	Capacity (10HR): 2.5Ah
	Weight: 1.05kg / 2.31lbs
	Dimensions (in / mm) L: 4.45(113) W: 1.50(38) H: 3.43(87)
	Assembly Figure 
Terminal Locations: 2	
Terminals: 2, (Spade)	
Screws: NA	
Allen Wrench: NA	
Spacer: None	

	Battery Type: MT4R
	Voltage: 12V CCA:45
	Capacity (10HR): 2.5Ah
	Weight: 1.15kg / 2.54lbs
	Dimensions (in / mm) L: 4.49(114) W: 1.93(49) H: 3.39(86)
	Assembly Figure 
Terminal Locations: 2	
Terminals: 2, (Spade)	
Screws: NA	
Allen Wrench: NA	
Terminal Caps: NA	
Spacer: None	



	Battery Type: MBTX4U
	Voltage: 12V CCA: 70
	Capacity (10HR): 4.7Ah
	Weight: 1.57kg / 3.46lbs
	Dimensions (in / mm) L: 4.49(114) W: 2.76(70) H: 3.43(87)
	Assembly Figure 
Terminal Locations: 2	
Terminals: 2, M5x2.5 (Part#MPT1)	
Screws: 4, M5X7 (Part#2xMPS1)	
Allen Wrench: 1, 3x3 (Part#MPAK1)	
Terminal Caps: 2, 11x5.5 (Part#MPC1)	



	Battery Type: MB5U
	Voltage: 12V CCA: 90
	Capacity (10HR): 7Ah
	Weight: 2.30kg / 5.07lbs
	Dimensions (in / mm) L: 4.72(120) W: 2.36(60) H: 5.12(130)
	Assembly Figure 
Terminal Locations: 4	
Terminals: 2, M5x2.5 (Part #MPT1)	
Screws: 4, M5X7 (Part#MPS1)	
Allen Wrench: 1, 3x3 (Part#MPAK1)	
Terminal Caps: 4, 11x5.5 (Part#2xMPC1)	
Spacer: None	



	Battery Type: MB5.5U
	Voltage: 12V CCA: 90
	Capacity (10HR): 7Ah
	Weight: 2.48kg / 5.47lbs
	Dimensions (in / mm) L: 5.31(135) W: 2.36(60) H: 5.12(130)
	Assembly Figure 
Terminal Locations: 4	
Terminals: 2, M5x2.5 (Part #MPT1)	
Screws: 4, M5X7 (Part#2xMPS1)	
Allen Wrench: 1, 3x3 (Part#MPAK1)	
Terminal Caps: 4, 11x5.5 (Part#2xMPC1)	
Spacer: None	



Battery Specification Charts







	Battery Type: MB7U	
	Voltage: 12V CCA: 100	
	Capacity (10HR): 6.5Ah	
	Weight: 2.40kg / 5.29lbs	
	Dimensions (in / mm)	
	L: 5.94(151) W: 2.56(65) H: 3.70(94)	
	Assembly Figure	
	Terminal Locations: 2	
	Terminals: 2, M5x2.5 (Part#MPT1)	
	Screws: 4, M5X7 (Part#2xMPS1)	
	Allen Wrench: 1, 3x3 (Part#MPAK1)	
	Terminal Caps: 2, 11x5.5 (Part#MPC1)	
Spacer: None		



	Battery Type: MBTX7U	
	Voltage: 12V CCA: 115	
	Capacity (10HR): 8Ah	
	Weight: 2.60kg / 5.73lbs	
	Dimensions (in / mm)	
	L: 4.49(114) W: 2.76(70) H: 5.04(128)	
	Assembly Figure	
	Terminal Locations: 2	
	Terminals: 2, M5x2.5 (Part#MPT1)	
	Screws: 4, M5X7 (Part#2xMPS1)	
	Allen Wrench: 1, 3x3 (Part#MPAK1)	
	Terminal Caps: 2, 11x5.5 (Part#MPC1)	
Spacer: None		



	Battery Type: MB7BB	
	Voltage: 12V CCA: 150	
	Capacity (10HR): 9Ah	
	Weight: 3.00kg / 6.61lbs	
	Dimensions (in / mm)	
	L: 5.91(150) W: 2.36(60) H: 5.12(130)	
	Assembly Figure	
	Terminal Locations: 4	
	Terminals: 4, M5x2.5 (Part#MPT1)	
	Screws: 4, M5X7 (Part#2xMPS1)	
	Allen wrench: 1, 3x3 (Part#MPAK1)	
	Terminal Caps: 4, 11x5.5 (Part#2xMPC1)	
Spacer: None		



	Battery Type: MBTZ7S	
	Voltage: 12V CCA: 100	
	Capacity (10HR): 6.5Ah	
	Weight: 2.10kg / 4.63lbs	
	Dimensions (in / mm)	
	L: 4.49(114) W: 2.76(70) H: 4.21(107)	
	Assembly Figure	
	Terminal Locations: 2	
	Terminals: 2, M5x2.5 (Part#MPT1)	
	Screws: 4, M5X7 (Part#2xMPS1)	
	Allen Wrench: 1, 3x3 (Part#MPAK1)	
	Terminal Caps: 2, 11x5.5 (Part#MPC1)	



	Battery Type: MB9U	
	Voltage: 12V CCA: 140	
	Capacity (10HR): 11Ah	
	Weight: 3.35kg / 7.39lbs	
	Dimensions (in / mm)	
	L: 5.35(136) W: 2.99(76) H: 5.24(133) TH1: 5.48(139) TH2: 6.1(154)	
	Assembly Figure	
	Terminal Locations: 4	
	Terminals: 2, M6x2.5 (Part#MPT2)	
	Screws: 4, M6X7 (Part#2xMPS2)	
	Allen Wrench: 1, 4x4 (Part#MPAK2)	
	Terminal Caps: 4, 12x5.5 (Part#2xMPC2)	
Spacers: 2, Bottom (Part# MPBS2) Spacer 1 = 6mm, Spacer 2 = 15mm, Total = 21mm		

	Battery Type: MBTX9U	
	Voltage: 12V CCA: 160	
	Capacity (10HR): 10.5Ah	
	Weight: 3.40kg / 7.50lbs	
	Dimensions (in / mm)	
	L: 5.94(151) W: 3.43(87) H: 4.13(110) TH: 4.13(110)	
	Assembly Figure	
	Terminal Locations: 4	
	Terminals: 2, M6x2.5 (Part#MPT2)	
	Screws: 4, M6X7 (Part#2xMPS2)	
	Allen Wrench: 1, 4x4 (Part#MPAK2)	
	Terminal Caps: 4, 12x5.5 (Part#2xMPC2)	
Spacer: 1, 5mm Bottom (Part#MPBS1)		

	Battery Type: MBT9B4	
	Voltage: 12V CCA: 115	
	Capacity (10HR): 9Ah	
	Weight: 2.82kg / 6.22lbs	
	Dimensions (in / mm)	
	L: 5.91(150) W: 2.76(70) H: 4.13(105)	
	Assembly Figure	
	Terminal Locations: 2	
	Terminals: 2, M6x2.5 (Part#MPT2)	
	Screws: 4, M6X7 (Part#2xMPS2)	
	Allen Wrench: 1, 4x4 (Part#MPAK2)	
	Terminal Caps: 2, 12x5.5 (Part#MPC2)	
Spacer: None		



	Battery Type: MBTZ10S	
	Voltage: 12V CCA: 140	
	Capacity (10HR): 8.6Ah	
	Weight: 2.90kg / 6.39lbs	
	Dimensions (in / mm)	
	L: 5.94(151) W: 3.43(87) H: 3.74(95)	
	Assembly Figure	
	Terminal Locations: 4	
	Terminals: 2, M6x2.5 (Part#MPT2)	
	Screws: 4, M6X7 (Part#2xMPS2)	
	Allen Wrench: 1, 4x4 (Part#MPAK2)	
	Terminal Caps: 4, 12x5.5 (Part#2xMPC2)	
Spacer: None		



	Battery Type: MB10U	
	Voltage: 12V CCA: 175	
	Capacity (10HR): 14.5Ah	
	Weight: 4.30kg / 9.48lbs	
	Dimensions (in / mm)	
	L: 5.31(135) W: 3.54(90) H: 5.75(146) TH: 6.10(155)	
	Assembly Figure	
	Terminal Locations: 4	
	Terminals: 2, M6x2.5 (Part#MPT2)	
	Screws: 4, M6X7 (Part#2xMPS2)	
	Allen Wrench: 1, 4x4 (Part#MPAK2)	
	Terminal Caps: 4, 12x5.5 (Part#2xMPC2)	
Spacer: 1, 9mm Bottom (Part#MPBS3)		



	Battery Type: MB12U	
	Voltage: 12V CCA: 160	
	Capacity (10HR): 15Ah	
	Weight: 4.40kg / 9.7lbs	
	Dimensions (in / mm)	
	L: 5.28(134) W: 3.15(80) H: 6.34(161) TH: 6.89(175)	
	Assembly Figure	
	Terminal Locations: 4	
	Terminals: 2, M6x2.5 (Part#MPT2)	
	Screws: 4, M6X7 (Part#2xMPS2)	
	Allen Wrench: 1, 4x4 (Part#MPAK2)	
	Terminal Caps: 4, 12x5.5 (Part#2xMPC2)	
Spacer: 1, 14mm Bottom (Part#MPBS5)		



Battery Specification Charts







	Battery Type: MBTX12U
	Voltage: 12V CCA: 200
	Capacity (10HR): 14Ah
	Weight: 4.40kg / 9.7lbs
	Dimensions (in / mm) L: 5.94(151) W: 3.43(87) H: 5.12(130) TH1: 5.31(135) TH2: 5.71(145)
	Assembly Figure Terminal Locations: 4 
	Terminals: 2, M6x2.5 (Part#MPT2)
	Screws: 4, M6x7 (Part#2xMPS2)
	Allen Wrench: 1, 4x4 (Part#MPAK2)
	Terminal Caps: 4, 12x5.5 (Part#2xMPC2)
	Spacers: 2, Bottom (Part: MPBS4) Spacer 1 = 5mm, Spacer 2 = 10mm Total = 15mm



	Battery Type: MBTX14AU
	Voltage: 12V CCA: 210
	Capacity (10HR): 16.5Ah
	Weight: 5.4kg / 11.9lbs
	Dimensions (in / mm) L: 5.31(135) W: 3.54(90) H: 6.61(168) TH: 6.93(176)
	Assembly Figure Terminal Locations: 4 
	Terminals: 2, M6x2.5 (Part#MPT2)
	Screws: 4, M6x7 (Part#2xMPS2)
	Allen Wrench: 1, 4x4 (Part#MPAK2)
	Terminal Caps: 4, 12x5.5 (Part#2xMPC2)
	Spacer: 1, 8mm Bottom (Part#MPBS6)



	Battery Type: MB16A
	Voltage: 12V CCA: 200
	Capacity (10HR): 19Ah
	Weight: 5.47kg / 12.1lbs
	Dimensions (in / mm) L: 5.94(151) W: 3.58(91) H: 7.13(181)
	Assembly Figure Terminal Locations: 2 
	Terminals: 2, M6x2.5 (Part#MPT2)
	Screws: 2, M6x7 (Part#2xMPS2)
	Allen Wrench: 1, 4x4 (Part#MPAK2)
	Terminal Caps: 2, 12x5.5 (Part#MPC2)
	Spacer: None



	Battery Type: MB16U
	Voltage: 12V CCA: 240
	Capacity (10HR): 20Ah
	Weight: 5.90kg / 13.0lbs
	Dimensions (in / mm) L: 6.30(160) W: 3.54(90) H: 6.34(161)
	Assembly Figure Terminal Locations: 4 
	Terminals: 2, M6x2.5 (Part#MPT2)
	Screws: 4, M6x7 (Part#2xMPS2)
	Allen Wrench: 1, 4x4 (Part#MPAK2)
	Terminal Caps: 4, 12x5.5 (Part#2xMPC2)
	Spacer: None


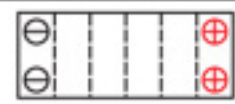
	Battery Type: MBYZ16H
	Voltage: 12V CCA: 240
	Capacity (10HR): 16.5Ah
	Weight: 5.05kg / 11.13lbs
	Dimensions (in / mm) L: 5.94(151) W: 3.42(87) H: 5.70(145)
	Assembly Figure Terminal Locations: 4 
	Terminals: 4, 14x2.5
	Screws: 2, M6x7 (Part#MPS2)
	Allen Wrench: 1, 4x4 (Part#MPAK2)
	Terminal Caps: NA
	Spacer: None

	Battery Type: MBT12B4
	Voltage: 12V CCA: 150
	Capacity (10HR): 11Ah
	Weight: 3.52kg / 7.76lbs
	Dimensions (in / mm) L: 5.91(150) W: 2.76(70) H: 5.12(130)
	Assembly Figure Terminal Locations: 2 
	Terminals: 2, M6x2.5 (Part#MPT2)
	Screws: 4, M6x7 (Part#2xMPS2)
	Allen Wrench: 1, 4x4 (Part#MPAK2)
	Terminal Caps: 2, 12x5.5 (Part#MPC2)

	Battery Type: MBT14B4
	Voltage: 12V CCA: 175
	Capacity (10HR): 13Ah
	Weight: 4.10kg / 9.04lbs
	Dimensions (in / mm) L: 5.91(150) W: 2.76(70) H: 5.71(145)
	Assembly Figure Terminal Locations: 2 
	Terminals: 2, M6x2.5 (Part#MPT2)
	Screws: 4, M6x7 (Part#2xMPS2)
	Allen Wrench: 1, 4x4 (Part#MPAK2)
	Terminal Caps: 2, 12x5.5 (Part#MPC2)
	Spacer: None

	Battery Type: MB16AU
	Voltage: 12V CCA: 230
	Capacity (10HR): 20.5Ah
	Weight: 6.25kg / 13.78lbs
	Dimensions (in / mm) L: 8.15(207) W: 2.83(72) H: 6.46(164)
	Assembly Figure Terminal Locations: 2 
	Terminals: 2, M6x2.5 (Part#MPT2)
	Screws: 4, M6x7 (Part#2xMPS2)
	Allen Wrench: 1, 4x4 (Part#MPAK2)
	Terminal Caps: 2, 12x5.5 (Part#MPC2)
	Spacer: None

	Battery Type: MBTX16U
	Voltage: 12V CCA: 250
	Capacity (10HR): 19Ah
	Weight: 5.65kg / 12.5lbs
	Dimensions (in / mm) L: 5.94(151) W: 3.43(87) H: 6.34(161)
	Assembly Figure Terminal Locations: 4 
	Terminals: 2, M6x2.5 (Part#MPT2)
	Screws: 4, M6x7 (Part#2xMPS2)
	Allen Wrench: 1, 4x4 (Part#MPAK2)
	Terminal Caps: 4, 12x5.5 (Part#2xMPC2)
	Spacer: None

	Battery Type: MB18U
	Voltage: 12V CCA: 280
	Capacity (10HR): 22.5Ah
	Weight: 6.80kg / 14.99lbs
	Dimensions (in / mm) L: 7.09(180) W: 3.54(90) H: 6.38(162)
	Assembly Figure Terminal Locations: 4 
	Terminals: 2, M6x2.5 (Part#MPT2)
	Screws: 4, M6x7 (Part#2xMPS2)
	Allen Wrench: 1, 4x4 (Part#MPAK2)
	Terminal Caps: 4, 12x5.5 (Part#2xMPC2)
	Spacer: None

▼ How to fit your new MotoBatt battery

Step 1: Check that you have a set of terminals, fastening screws and / or cable connectors inside the battery carton with the battery. All batteries come with the appropriate wrench, terminals, connectors and/or spacers for proper fitment.

Step 2: Check the battery voltage to assure that it is fully charged somewhere between 12.85V and 12.7V.

Step 3: Match the terminal placement and height and/or width adaptor compared to your old battery. Do not be concerned if you do not need to use all of the spacers, if any to match your old batteries size – simply don't use them.

Step 4: Lift off the protective red and black caps with a small screwdriver or knife. The threaded brass button terminals will be revealed. If you are not using a side spacer or additional accessories, be sure to use the appropriate red and black caps to plug the unused terminals.

Step 5: Attach terminals with stainless steel hex cap screws in appropriate location for the required polarity. It is not necessary to put thread locker on the terminal screws as the threaded button type terminals in the batteries are tapered for a lock-fit. Unlike the small OE battery terminal bolt and nut fitment, the cap screws are very easy to fit onto the threaded brass terminals using the hex key included in the box. Do not over tighten.

Note: You can use the terminals to face the front top, or the sides of the battery to accept whatever location your vehicles battery cable routing requires.

Step 6: Place your MotoBatt battery in your vehicle and install battery cables to the brass terminals on the battery with the wrench and stainless steel cap screws provided.

Note: For fitting of aftermarket accessories the alternate set of terminals can be used to simplify attachment of extra eyelet leads for a maintenance charger, heated clothing, GPS, mobile phone chargers and the like. Just ask you dealer for an extra terminal kit available at a small additional cost.

Thank you for purchasing Motobatt!



The Motobatt battery out of the box



Removal of terminal plugs

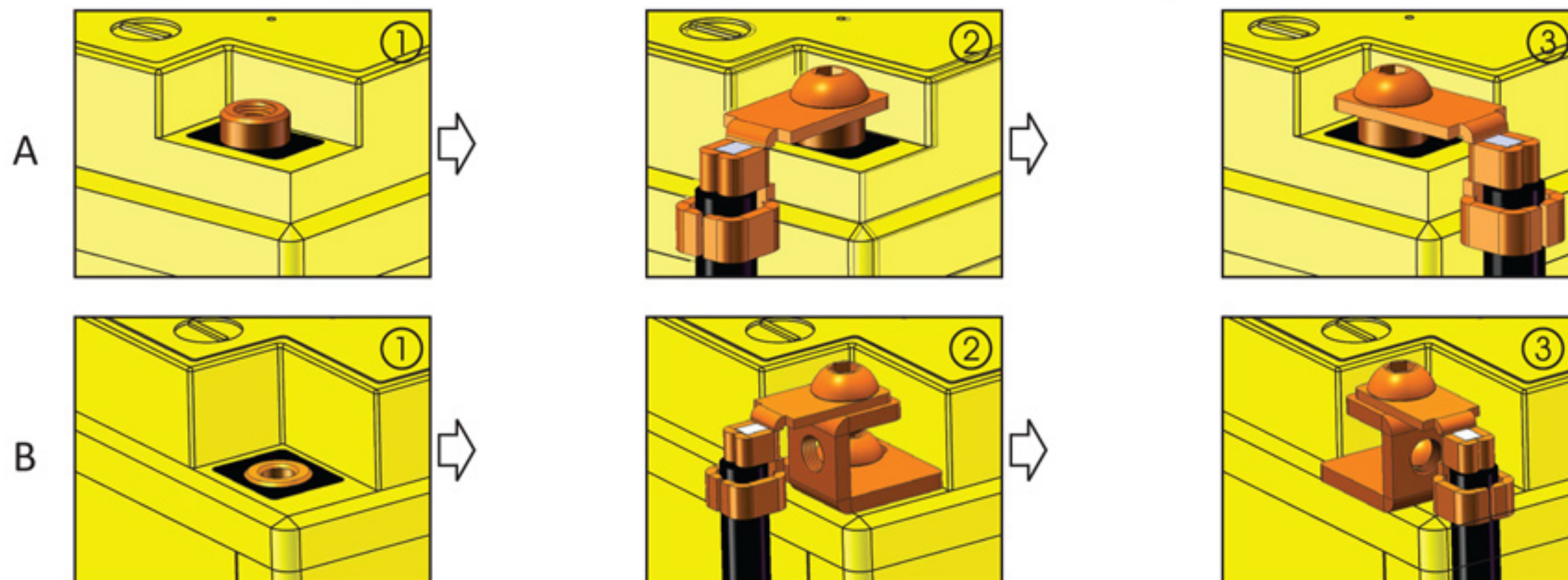


Terminal plug removed showing nutsert



Attaching the terminals

These are the different configurations available with the included terminal adaptors:



Examples of what parts may come with your battery:



Battery Terminals, Wrench and Fasteners



Bottom Spacer(1)



Bottom Spacer(2)



Side Spacer

MotoBatt to OE Quick Reference Guide



	HARLEY DAVIDSON	HONDA	YAMAHA	SUZUKI	KAWASAKI
MOTOBATT	Harley Davidson Part #	Honda Part #	Yamaha Part #	Suzuki Part #	Kawasaki Part #
MBT6N2		6N2-2A 6N2A-2C 6N2A-2C-3	6N2-2A-3	6N2-2A-4	
MBT6N4		6N4-2A-4 6N4-2A-6 6N4-2A-8 6N4C-1B	6N4-2A-5	6N4-2A	
MBT6N6		6N6-1B 6N6-3B 6N6-3B-1 6N6-1D	6N6-3B-1		
MB2.5U		YB2.5L-C, YB2.5L-C-1			
MB3U		YB3L-A	YB3L-B		
MBT4BB			YT4B-BS	YT4B-BS	
MBTX4U		YB4L-B YTX4L-BS	YTX4L-BS	YTX4L-BS YB4L-B	YB4L-A
MB5U		YB5L-B	YB5L-B 12N5-3B	YB5L-B 12N5-3B	
MB5.5U			12N5.5-3B		12N5.5-4A
MB7U			YT7B-BS	YT7B-BS	YT7B-BS
MBTX7U		YTX7L-BS	YTX7L-BS	YTX7L-BS	YTX7L-BS
MBTZ7S		YTX5L-BS YTZ7S	YTX5L-BS YTZ7S	YTZ7S	YTZ7S
MB7BB			YB7B-B		
MBTX9U		YTX9-BS YTZ12S YTZ14S	YTX9-BS YTZ14S	YTX9-BS YT12A-BS	YTX9-BS
MB9U	YB7-A 12N7-4A YB7L-B 12N7-3B	12N9-3A 12N9-4B-1 YB9-B YB9L-B	YB7L-B 12N7-3B YB9L-A2	YB7-A 12N7-4A	12N7-3B 12N9-3B 12N9-4B-1 YB7L-B YB9L-B YB9L-A2 YB9-B
MBT9B4			YT9B-BS		
MBT9B4		YTX7A-BS YTZ10S	YTZ10S		YTX7A-BS
MB10U			YB10L-B YB10L-A2 12N10-3A-2	YB10L-B YB10L-B2 YB10L-A2 12N11-3A-1	YB10L-B, YB10L-A2 12N10-3A-2
MB12U		12N12A-4A-1 YB12A-A YB12A-B YB12AL-A	YB12AL-A2 YB12A-A 12N12A-4A-1		YB12AL-A2 YB12A-A 12N12A-4A-1
MBTX12U	ETX14L ETX12 (YTX12BS)	YTX12-BS YTX14-BS YTX14H-BS	YTX12-BS YB12B-B2 YTX14-BS YTX14H-BS	YTX12-BS YB12B-B2 YTX14-BS YTX14H-BS	YTX12-BS YTX14-BS YTX14H-BS
MBT12B4			YT12B-BS		YT12B-BS
MBT14B4			YT14B-BS		
MBTX14RU	ETX15 ETX15L	12N14-3A YB14-A2 YB14-B2 YB14L-A1 YB14L-A2 YB14L-B2 YTX14AH-BS YTX14AHL-BS	12N14-3A YB14L-A2 SYB14L-A2 YTX14AHL-BS	YB14L-A2 YB14L-B2 SYB14L-A2 SYB14L-B2 YTX14AHL-BS	12N14-3A YB14L-A2 SYB14L-A2 YTX14AHL-BS
MBTX16U	ETX14			YTX20CH-BS YTX16-BS YTX16-BS-1	YTX20CH-BS YTX16-BS
MB16U	ETX14	YB16B-A		YB16B-A YB16B-A1	
MB16A		HYB16A-AB			
MB16AU			YB16AL-A2		
MB18U		YB18-A YB18L-A			YB18L-A
MBTX20U	EXT16 EXT16L EXT20L	GYZ20L YTX20-BS YTX20H-BS YTX20HL-BS YTX20L-BS	YB16L-B YTX20L-BS YTX20HL-BS		YB16L-B SYB16L-B YTX20HL-BS YTX20L-BS
MBTX24U	EXT18L	Y50-N18L-A Y50-N18L-A3 Y50-N18L-A-CX YTX24HL-BS	Y50-N18L-A Y50-N18L-A-CX SY50-N18L-AT YTX24HL-BS	SY50-N18L-AT YTX24HL-BS	Y50-N18L-A Y50-N18L-A-CX SY50-N18L-AT YTX24HL-BS
MBTX30U	EXT30L (EXT30LA)				12N24-3
MBHD12H	YHD-12				

Note: All Part numbers in **Red font** are Factory Activated from OE

Battery Discharge Specifications



Discharge in Amps to 7.2V								
NO	Model <i>MOTOBATT</i>	Reference CCA(-18°C) (A)	5 sec (V)	10 sec (V)	20 sec (V)	30 sec (V)	10Hr (Ah)	Reference N.W(kg)
1	MBT6N2	\	\	\	\	\	2.0	0.60
2	MBT6N4	\	\	\	\	\	4.0	0.73
3	MBT6N6	\	\	\	\	\	6.0	1.05
4	MB2.5U	\	\	\	\	\	2.5	1.18
5	MB3U	50	9.02	8.51	7.93	7.22	3.8	1.34
6	MBT4BB	40	8.20	7.90	7.65	7.23	2.5	1.05
7	MT4R	45	8.49	8.00	7.60	7.19	2.5	1.15
8	MBTX4U	70	8.97	8.75	8.32	7.08	4.7	1.57
9	MB5U	90	8.47	8.13	7.58	6.30	7.0	2.30
10	MB5.5U	90	8.61	8.28	7.67	7.15	7.0	2.40
11	MB7U	100	8.64	8.40	8.03	7.39	6.5	2.40
12	MBTX7U	115	8.70	8.50	8.10	7.50	8.0	2.60
13	MBTZ7S	100	8.65	8.35	7.80	7.23	6.5	2.09
14	MB7BB	150	8.51	8.20	7.73	7.23	9.0	3.00
15	MBTX9U	160	8.33	8.06	7.69	7.32	10.5	3.30
16	MB9U	140	7.95	7.70	7.45	7.15	11.0	3.35
17	MBT9B4	115	8.35	8.06	7.52	7.22	9.0	2.85
18	MBTZ10S	140	8.76	8.52	8.03	7.20	8.6	2.90
19	MB10U	175	8.20	8.00	7.55	7.19	14.5	4.25
20	MB12U	160	8.23	8.05	7.60	7.21	15.0	4.40
21	MBTX12U	200	8.56	8.35	8.01	7.20	14.0	4.40
22	MBT12B4	150	8.49	8.05	7.60	7.13	11.0	3.52
23	MBT14B4	175	8.42	8.03	7.63	7.19	13.0	4.10
24	MBTX14AU	210	8.23	8.05	7.60	7.22	16.5	5.05
25	MBTX16U	250	8.23	8.02	7.55	7.18	19.0	5.65
26	MBYZ16H	240	7.93	7.75	7.50	7.21	16.5	5.05
27	MB16U	240	8.23	7.95	7.51	7.30	20.0	5.90
28	MB16A	200	8.26	8.00	7.50	7.20	19.0	5.60
29	MB16AU	230	8.27	8.02	7.57	7.17	20.5	6.25
30	MB18U	280	8.99	8.62	7.96	7.23	22.5	6.45
31	MB51814	220	9.12	8.70	8.01	7.19	22.0	6.75
32	MBTX20U	310	8.22	7.96	7.78	7.30	21.0	6.50
33	MBTX20UHD	310	8.22	7.96	7.78	7.30	21.0	6.50
34	MBTX24U	300	8.00	7.77	7.50	7.21	25.0	7.30
35	MBTX30U	390	8.01	7.79	7.51	7.17	32.0	9.65
36	MBTX30UHD	390	8.01	7.79	7.51	7.17	32.0	9.65
37	MBHD12H	390	8.10	7.85	7.55	7.21	33.0	10.5
38	MBUI-35	420	8.02	7.80	7.52	7.25	35.0	10.5
39	MBUIR-35	420	8.02	7.80	7.52	7.25	35.0	10.5

Battery Cross Reference MotoBatt to Industry (JIS)



MOTOBATT	Replaces	JIS (Ah)	MOTOBATT		L (mm)	W (mm)	H (mm)	Total H (mm)	Notes	Terminals	Replaces JIS	L (mm)	W (mm)	H (mm)
			(Ah)	CCA										
*MBT6N2 Availability TBA	6N22A	2	2	-	70	47	96	106	Includes 10mm bottom spacer	2	6N22A	70	47	96
	6N22A1	2									6N22A1	70	47	96
	6N22A3	2									6N22A3	70	47	96
	6N22A4	2									6N22A4	70	47	96
	6N22A8	2									6N22A8	70	47	96
	6N2A2C	2									6N2A2C	70	47	106
	6N2A2C1	2									6N2A2C1	70	47	106
	6N2A2C3	2									6N2A2C3	70	47	106
*MBT6N4	6N42A	4	4	-	71	71	96	96		2	6N42A	71	71	96
	6N42A3	4									6N42A3	71	71	96
	6N42A4	4									6N42A4	71	71	96
	6N42A5	4									6N42A5	71	71	96
	6N42A6	4									6N42A6	71	71	96
	6N42A8	4									6N42A8	71	71	96
	6N4C1B	4									6N4C1B	71	71	105
*MBT6N6	6N61B	6	6	-	97	56	111	111		2	6N61B	99	57	111
	6N63B	6									6N63B	99	57	111
	6N63B1	6									6N63B1	99	57	111
	6N61D	6									6N61D	99	57	111
	6N61D2	6									6N61D2	99	57	111
*MB2.5U	YB2.5L-C	2.5	2.5	-	80	70	105	105		2	YB2.5-C	80	70	105
	YB2.5L-C-1	2.5									YB2.5-C-1	80	70	105
	YB2.5L-C-2	2.5									YB2.5-C-2	80	70	105
*MB3U	YB3L-A	3	3.8	50	98	56	110	110		2	YB3L-A	98	56	110
	YB3L-B	3									YB3L-B	98	56	110
*MBT4BB	YT4BBS	2.3	2.5	40	113	38	87	87		2	YT4BBS	114	39	86.5
*MTR4	YTR4ABS	2.3	2.5	45	114	49	86	86		2	YTR4ABS	114	49	86
*MBTX4U	YTX4LBS	3	4.7	70	114	70	87	87		2	YTX4LBS	114	71	86
	YTZ5S	3.5									YTZ5S	114	71	86
	YT4LBS	4									YT4LBS	114	71	86
	YB4LA	4									YB4LA	120	70	92
	YB4LB	4									YB4LB	120	70	92
*MB5U	YB5LB	5	7.0	90	120	60	130	130		2	YB5LB	120	60	130
	12N53B	5									12N53B	120	60	130
*MB5.5U	12N5.5-3B	5.5	7.0	90	135	60	130	130		4	12N5.5-3B	135	60	130
	12N5.5-4A	5.5									12N5.5-4A	135	60	130
*MB7U	YT7BBS	6.5	6.5	100	151	65	94	94		2	YT7BBS	150	65	93
	YT7B4	6.5									YT7B4	150	65	93
*MBTX7U	YTX7LBS	6	8.0	115	114	70	128	128		2	YTX7LBS	114	71	131
*MBTZ7S	YTX5L-BS	4	6.5	100	114	70	107	107		2	YTX5L-BS	114	70	105
	YTZ6S	5									YTZ6S	114	70	107
	YTZ7S	6									YTZ7S	114	70	107
*MB7BB	YB7B-B	7	9.0	150	150	60	130	130		4	YB7B-B	150	60	130
	YTX9BS	8									YTX9BS	150	87	105
	YT12ABS	9.5									YT12ABS	150	87	105
	YTZ12S	11									YTZ12S	150	87	110
*MBTX9U	YTZ14S	11.2	10.5	160	151	87	105	110	Includes 5mm bottom spacer	4	YTZ14S	150	87	110
	12N73A	7									12N73A	135	75	133
	12N73B	7									12N73B	135	75	133
	12N7D3B	7									12N7D3B	135	75	150
	12N74A	7									12N74A	135	75	133
	12N74B	7									12N74B	135	75	133
	YB7A	8									YB7A	135	75	133
	YB7AA	8									YB7AA	135	75	150
	YB7LA	8									YB7LA	135	75	133
	YB7LB	8									YB7LB	135	75	133
	YB9A	9									YB9A	135	75	139
	YB9AA	9									YB9AA	135	75	155
	YB9A2	9									YB9A2	135	75	139
	YB9LA2	9									YB9LA2	135	75	139
	YB9B	9									YB9B	135	75	139
	YB9LB	9									YB9LB	135	75	139
	YB9B2	9									YB9B2	135	75	139
	YB9LB2	9									YB9LB2	135	75	139
	12N93A	9									12N93A	135	75	139
	12N93A1	9									12N93A1	135	75	139
12N93B	9	12N93B	135	75	139									
12N94B1	9	12N94B1	135	75	139									
*MBT9B4	YT9BBS	8	9.0	115	150	70	104	104		2	YT9BBS	150	70	105
	CT9B4	8									CT9B4	150	70	104

* Available in AGM design ONLY from MOTOBATT replacing 82 conventional SKU's" for following part numbers: MBT6N2, MBT6N4, MBT6N6, MB2.5U, MB3U, MB5U, MB5.5U, MB7BB, MB9U, MB10U, MB12U, MB16U, MB16A, MB16AU, MB18U

Battery Cross Reference MotoBatt to Industry (JIS)



MOTOBATT	Replaces	JIS (Ah)	MOTOBATT		L (mm)	W (mm)	H (mm)	Total H (mm)	Notes	Terminals	Replaces JIS	L (mm)	W (mm)	H (mm)									
			(Ah)	CCA																			
MBTZIOS	YTX7ABS	6	8.6	140	151	87	95	95		4	YTX7ABS	150	87	94									
	YTZ10S	8.6									YTZ10S	150	87	93									
MB10U	12N103A	10	14.5	175	135	90	146	155	Includes 9mm bottom spacer	4	12N103A	135	90	145									
	12N103A1	10									12N103A1	135	90	145									
	12N103A2	10									12N103A2	135	90	145									
	12N103B	10									12N103B	135	90	145									
	YB10AA2	11									YB10AA2	135	90	145									
	YB10LA2	11									YB10LA2	135	90	145									
	YB10LB	11									YB10LB	135	90	145									
	YB10LB2	11									YB10LB2	135	90	145									
	12N113A	11									12N113A	135	90	155									
	12N113A1	11									12N113A1	135	90	155									
	12N113B	11									12N113B	135	90	155									
	MB12U	YB12AA									12	15.0	160	135	80	161	175	Includes 14mm bottom spacer	4	YB12AA	134	80	160
YB12AAS		12	YB12AAS	134	80	160																	
YB12AAWS		12	YB12AAWS	134	80	160																	
YB12ALA		12	YB12ALA	134	80	160																	
YB12ALA2		12	YB12ALA2	134	80	160																	
YB12AB		12	YB12AB	134	80	160																	
YB12CA		12	YB12CA	134	80	175																	
12N124A		12	12N124A	134	80	160																	
12N124A1		12	12N124A1	134	80	160																	
YB12BB2		12	YB12BB2	160	90	130																	
MBTX12U	YTX12BS	10	14.0	200	151	87	130	145	Includes 15mm bottom spacer	4	YTX12BS	150	87	130									
	YTX14BS	12									YTX14BS	150	87	145									
	YTX14HBS	12									YTX14HBS	150	87	145									
	YTX14LBS	12									YTX14LBS	150	87	145									
	KMX14BS	12									KMX14BS	150	87	145									
	YTX15L-BS	13									YTX15L-BS	175	87	130									
	YT12BBS	10									YT12BBS	150	69	130									
MBT12B4	YT12B4	10	11.0	150	150	70	130	130		2	YT12B4	150	69	130									
	YT14BBS	12									YT14BBS	150	70	145									
MBT14B4	YT14B4	12	13.0	175	150	70	145	145		2	YT14B4	150	70	145									
	YTX14AH	12									YTX14AH	134	89	166									
MBTX14AU	YTX14AHBS	12	16.5	210	135	90	168	176	Includes 8mm bottom spacer	4	YTX14AHBS	134	89	166									
	YTX14AHLBS	12									YTX14AHLBS	134	89	166									
	YB14A1	14									YB14A1	134	89	166									
	YB14A2	14									YB14A2	134	89	166									
	YB14AA	14									YB14AA	134	89	176									
	YB14AA1	14									YB14AA1	134	89	176									
	YB14AA2	14									YB14AA2	134	89	176									
	YB14B1	14									YB14B1	134	89	166									
	YB14B2	14									YB14B2	134	89	166									
	YB14LA1	14									YB14LA1	134	89	166									
	YB14LA2	14									YB14LA2	134	89	166									
	YB14LB1	14									YB14LB1	134	89	166									
	YB14LB2	14									YB14LB2	134	89	166									
	YB14LA2S	14									YB14LA2S	134	89	166									
	SYB14LA2	14									SYB14LA2	134	89	166									
	SYB14LB2	14									SYB14LB2	134	89	166									
	12N143A	14									12N143A	134	89	166									
	12N143B	14									12N143B	134	89	166									
	MBTX16U	YTX16BS									14	19.0	250	151	87	161	161		4	YTX16BS	150	87	161
		YTX16BS1									14									YTX16BS1	150	87	161
YTX20A-BS		17	YTX20A-BS	150	87	161																	
YTX20CHBS		18	YTX20CHBS	150	87	161																	
MBYZ16H ** Note: Optional upgrade for MBTX12U with spacer	GYZ16H	16	16.5	240	151	87	145	145		4	GYZ16H	150	87	145									
	YTX14BS	12									YTX14BS	150	87	145									
	YTX14HBS	12									YTX14HBS	150	87	145									
	YTX14LBS	12									YTX14LBS	150	87	145									
	KMX14BS	12									KMX14BS	150	87	145									
MB16U	YB16BA	16	20.0	240	160	90	161	161		4	YB16BA	160	90	161									
	YB16BA1	16									YB16BA1	160	90	161									
	YB16BA2	16									YB16BA2	160	90	161									
MB16A	HYB16AA	16	19.0	200	151	91	181	181		2	HYB16AA	151	91	180									
	HYB16A-AB	16									HYB16A-AB	151	91	180									
MB16AU	YB16ALA2	16	20.5	230	207	72	164	164		2	YB16ALA2	207	71.5	164									
MB18U	51815	18	22.5	280	180	90	162	162		4	51815	180	90	162									
	YB18A	18									YB18A	180	90	162									
	YB18LA	18									YB18LA	180	90	162									
	YB18LA2	18									YB18LA2	180	90	162									
MB51814	51814	19	22.0	220	186	82	171	171		4	51814	186	82	171									
	51913	19									51913	186	82	171									

* Available in AGM design ONLY from MOTOBATT replacing 82 conventional SKU's* for following part numbers:
 MBT6N2, MBT6N4, MBT6N6, MB2.5U, MB3U, MB5U, MB5.5U, MB7BB, MB9U, MB10U, MB12U, MB16U, MB16A, MB16AU, MB18U

Battery Cross Reference MotoBatt to Industry (JIS)



MOTOBATT	Replaces	JIS (Ah)	MOTOBATT		L (mm)	W (mm)	H (mm)	Total H (mm)	Notes	Terminals	Replaces JIS	L (mm)	W (mm)	H (mm)									
			(Ah)	CCA																			
MBTX20U MBTX20UHD	12N16 3A	16	21.0	310	175	87	155	175	Includes 20mm bottom spacer and a 13mm side spacer	4	12N16 3A	176	101	156									
	12N16 3B	16									12N16 3B	175	100	155									
	12N16 4A	16									12N16 4A	176	101	156									
	12N16 4B	16									12N16 4B	176	101	156									
	YTX20BS	18									YTX20BS	175	87	155									
	YTX20HBS	18									YTX20HBS	175	87	155									
	YTX20LBS	18									YTX20LBS	175	87	155									
	YTX20HLBS	18									YTX20HLBS	175	87	155									
	YTX20HLBSPW	18									YTX20HLBSPW	175	87	155									
	YB16A	19									YB16A	175	100	155									
	YB16A2	19									YB16A2	175	100	155									
	YB16B	19									YB16B	175	100	155									
	YB16B2	19									YB16B2	175	100	155									
	YB16HLACX	19									YB16HLACX	175	100	155									
	SYB16LB	19									SYB16LB	175	100	155									
	YB16LA	19									YB16LA	175	100	155									
	YB16LA2	19									YB16LA2	175	100	155									
	YB16LB	19									YB16LB	175	100	155									
	YB16LB2	19									YB16LB2	175	100	155									
	YB16CB	19									YB16CB	175	100	175									
	YB16CLB	19									YB16CLB	175	100	175									
	YB16BCX	19									YB16BCX	175	100	155									
	GT16L-BS	19									GT16L-BS	176	101	156									
	GT16-BS	19									GT16-BS	176	101	156									
CTX19L-BS	19	CTX19L-BS	175	101	157																		
CTX19-BS	19	CTX19-BS	175	101	157																		
GYZ20L	20	GYZ20L	175	87	155																		
GYZ20HL	20	GYZ20HL	175	87	155																		
MBTX24U	12N183	18	25.0	300	205	87	162	176	Includes 14mm bottom spacer	4	12N183	206	91	164									
	12N183A	18									12N183A	206	91	164									
	Y50N18AA	20									Y50N18AA	205	90	176									
	Y50N18LA	20									Y50N18LA	205	90	162									
	Y50N18LA2	20									Y50N18LA2	205	90	162									
	Y50N18LA3	20									Y50N18LA3	205	90	162									
	Y50N18LACX	20									Y50N18LACX	205	90	162									
	SY50N18LA	20									SY50N18LA	205	90	162									
	SY50N18LAT	20									SY50N18LAT	205	90	162									
	CTX18-BS	20									CTX18-BS	205	90	164									
	CTX18L-BS	20									CTX18L-BS	205	90	164									
	GTX18L-BS	20									GTX18L-BS	206	90	164									
	YTX24HLBS	21									YTX24HLBS	205	87	162									
	YTX24HL	21									YTX24HL	205	87	162									
	MBTX30U MBTX30UHD	Y60N24A									28	32.0	390	166	126	175	192	Includes 17mm bottom spacer	4	Y60N24A	184	124	175
		Y60N24ALB									28									Y60N24ALB	184	124	175
Y60N24LA		28	Y60N24LA	184	124	175																	
Y60N24LA2		28	Y60N24LA2	184	124	175																	
12N24 3		24	12N24 3	184	124	175																	
12N24 3A		24	12N24 3A	184	124	175																	
12N24 4		24	12N24 4	184	124	175																	
12N24 4A		24	12N24 4A	184	124	175																	
YIX30L		30	YIX30L	166	126	175																	
YB30LB		30	YB30LB	168	132	176																	
YB30CLB		30	YB30CLB	168	132	192.2																	
Y60N30LA		30	Y60N30LA	187	130	170																	
Y60N30LB		30	Y60N30LB	187	130	170																	
53030		30	53030	186	130	171																	
MBHD12H		YHD-12H	28	33.0	390	200	130	163	163		2									YHD-12H	206	133	165
MBUI-35		U1-7	18	35	420	195	130	156	180		2									U1-7	196	130	180
	U1-9	24	U1-9									196	130	180									
	U1-32	32	U1-32									196	130	180									
MBUIR-35	U1-R7	18	35	420	195	130	156	180		2	U1-R7	196	130	180									
	U1-R9	24									U1-R9	196	130	180									
	U1-R32	32									U1-R32	196	130	180									

Metric Conversion Chart

1 inch = 25.4 millimeters	1 millimeters = 0.04 inch
1 ounce = 0.03 liters	1 liters = 33.8 ounce
1 pound = 0.45 kilograms	1 kilograms = 2.2 pound

Battery Cross Reference Industry (JIS) to MotoBatt



Conventional	Capacity	Dimensions in MM			Dimensions in Inches			MOTOBATT	Capacity	Dimensions in MM			Dimensions in Inches			Notes
	AH	L	W	H	L	W	H		AH	L	W	H	L	W	H	
6N22A	2	70	47	96	2.76	1.85	3.80	*MBT6N2	2	70	47	96	2.76	1.85	3.80	
6N22A1	2	70	47	96	2.76	1.85	3.80	*MBT6N2	2	70	47	96	2.76	1.85	3.80	
6N22A3	2	70	47	96	2.76	1.85	3.80	*MBT6N2	2	70	47	96	2.76	1.85	3.80	
6N22A4	2	70	47	96	2.76	1.85	3.80	*MBT6N2	2	70	47	96	2.76	1.85	3.80	
6N22A8	2	70	47	96	2.76	1.85	3.80	*MBT6N2	2	70	47	96	2.76	1.85	3.80	
6N2A2C	2	70	47	106	2.76	1.85	4.17	*MBT6N2	2	70	47	106	2.76	1.85	4.17	with 10mm spacer
6N2A2C1	2	70	47	106	2.76	1.85	4.17	*MBT6N2	2	70	47	106	2.76	1.85	4.17	with 10mm spacer
6N2A2C3	2	70	47	106	2.76	1.85	4.17	*MBT6N2	2	70	47	106	2.76	1.85	4.17	with 10mm spacer
6N42A	4	71	71	96	2.80	2.80	3.80	MBT6N4	4	71	71	96	2.80	2.80	3.80	
6N42A3	4	71	71	96	2.80	2.80	3.80	MBT6N4	4	71	71	96	2.80	2.80	3.80	
6N42A4	4	71	71	96	2.80	2.80	3.80	MBT6N4	4	71	71	96	2.80	2.80	3.80	
6N42A5	4	71	71	96	2.80	2.80	3.80	MBT6N4	4	71	71	96	2.80	2.80	3.80	
6N42A6	4	71	71	96	2.80	2.80	3.80	MBT6N4	4	71	71	96	2.80	2.80	3.80	
6N42A8	4	71	71	96	2.80	2.80	3.80	MBT6N4	4	71	71	96	2.80	2.80	3.80	
6N61B	6	99	57	111	3.90	2.24	4.37	MBT6N6	6	97	56	111	3.82	2.20	4.37	
6N63B	6	99	57	111	3.90	2.24	4.37	MBT6N6	6	97	56	111	3.82	2.20	4.37	
6N63B1	6	99	57	111	3.90	2.24	4.37	MBT6N6	6	97	56	111	3.82	2.20	4.37	
6N61D	6	99	57	111	3.90	2.24	4.37	MBT6N6	6	97	56	111	3.82	2.20	4.37	
6N61D2	6	99	57	111	3.90	2.24	4.37	MBT6N6	6	97	56	111	3.82	2.20	4.37	
12N5-3B	5	120	60	130	4.72	2.36	5.12	MBSU	7	120	60	130	4.72	2.36	5.12	
12N5.5-3B	5.5	135	60	130	5.31	2.36	5.12	MB5.5U	7	135	60	130	5.31	2.36	5.12	
12N5.5-4A	5.5	135	60	130	5.31	2.36	5.12	MB5.5U	7	135	60	130	5.31	2.36	5.12	
12N7-3A	7	135	75	133	5.31	2.95	5.24	MB9U	11	136	76	133	5.35	2.99	5.24	
12N7-3B	7	135	75	133	5.31	2.95	5.24	MB9U	11	136	76	133	5.35	2.99	5.24	
12N7-4A	7	135	75	133	5.31	2.95	5.24	MB9U	11	136	76	133	5.35	2.99	5.24	
12N7-4B	7	135	75	133	5.31	2.95	5.24	MB9U	11	136	76	133	5.35	2.99	5.24	
12N7D-3B	7	135	75	150	5.31	2.95	5.90	MB9U	11	136	76	153	5.35	2.99	6.02	with 20mm spacer
12N9-3A	9	135	75	139	5.31	2.95	5.47	MB9U	11	136	76	139	5.35	2.99	5.47	with 6mm spacer
12N9-3A-1	9	135	75	139	5.31	2.95	5.47	MB9U	11	136	76	139	5.35	2.99	5.47	with 6mm spacer
12N9-3B	9	135	75	139	5.31	2.95	5.47	MB9U	11	136	76	139	5.35	2.99	5.47	with 6mm spacer
12N9-4B-1	9	135	75	139	5.31	2.95	5.47	MB9U	11	136	76	139	5.35	2.99	5.47	with 6mm spacer
12N10-3A	10	135	90	145	5.31	3.54	5.71	MBI0U	14.5	135	90	146	5.31	3.54	5.75	
12N10-3A-1	10	135	90	145	5.31	3.54	5.71	MBI0U	14.5	135	90	146	5.31	3.54	5.75	
12N10-3A-2	10	135	90	145	5.31	3.54	5.71	MBI0U	14.5	135	90	146	5.31	3.54	5.75	
12N10-3B	10	135	90	145	5.31	3.54	5.71	MBI0U	14.5	135	90	146	5.31	3.54	5.75	
12N11-3A	11	135	90	155	5.31	3.54	6.10	MBI0U	14.5	135	90	155	5.31	3.54	6.10	with 9mm spacer
12N11-3A-1	11	135	90	155	5.31	3.54	6.10	MBI0U	14.5	135	90	155	5.31	3.54	6.10	with 9mm spacer
12N11-3B	11	135	90	155	5.31	3.54	6.10	MBI0U	14.5	135	90	155	5.31	3.54	6.10	with 9mm spacer
12N12-4A	12	134	80	160	5.28	3.15	6.30	MBI2U	15	134	80	161	5.28	3.15	6.34	
12N12A-4A-1	12	134	80	160	5.28	3.15	6.30	MBI2U	15	134	80	161	5.28	3.15	6.34	
KMX14-BS	12	150	87	145	5.91	3.43	5.71	MBTX12U	14	151	87	145	5.94	3.43	5.71	with 15mm spacer
12N14-3A	14	134	89	166	5.28	3.50	6.54	MBTX14AU	16.5	135	90	168	5.31	3.54	6.61	
12N14-3B	14	134	89	166	5.28	3.50	6.54	MBTX14AU	16.5	135	90	168	5.31	3.54	6.61	
12N16-3A	16	176	101	156	7.00	3.98	6.14	MBTX20U	21	175	87	155	6.89	3.43	6.10	
12N16-3B	16	175	100	155	6.89	3.94	6.10	MBTX20U	21	175	87	155	6.89	3.43	6.10	
12N16-4A	16	176	101	156	7.00	3.98	6.14	MBTX20U	21	175	87	155	6.89	3.43	6.10	
12N16-4B	16	176	101	156	7.00	3.98	6.14	MBTX20U	21	175	87	155	6.89	3.43	6.10	
12N18-3	18	206	91	164	8.11	3.58	6.46	MBTX24U	25	205	87	162	8.07	3.43	6.38	
12N18-3A	18	206	91	164	8.11	3.58	6.46	MBTX24U	25	205	87	162	8.07	3.43	6.38	
Y50-N18A-A	20	205	90	175	8.07	3.54	6.93	MBTX24U	25	205	87	176	8.07	3.43	6.93	with 14mm spacer
Y50-N18L-A	20	205	90	162	8.07	3.54	6.38	MBTX24U	25	205	87	162	8.07	3.43	6.38	
Y50-N18L-A2	20	205	90	162	8.07	3.54	6.38	MBTX24U	25	205	87	162	8.07	3.43	6.38	
Y50-N18L-A3	20	205	90	162	8.07	3.54	6.38	MBTX24U	25	205	87	162	8.07	3.43	6.38	
SY50N18LA	20	205	90	162	8.07	3.54	6.38	MBTX24U	25	205	87	162	8.07	3.43	6.38	
SY50-N18L-AT	20	205	90	162	8.07	3.54	6.38	MBTX24U	25	205	87	162	8.07	3.43	6.38	
Y50-N18L-A-CX	20	205	90	162	8.07	3.54	6.38	MBTX24U	25	205	87	162	8.07	3.43	6.38	
12N24-3	24	184	124	175	7.24	4.88	6.89	MBTX30U	32	166	126	175	6.54	4.96	6.89	
12N24-4	24	184	124	175	7.24	4.88	6.89	MBTX30U	32	166	126	175	6.54	4.96	6.89	
12N24-3A	24	184	124	175	7.24	4.88	6.89	MBTX30U	32	166	126	175	6.54	4.96	6.89	
12N24-4A	24	184	124	175	7.24	4.88	6.89	MBTX30U	32	166	126	175	6.54	4.96	6.89	
53030	30	186	130	171	7.32	5.12	6.73	MBTX30U	32	166	126	175	6.54	4.96	6.89	
Y60-N24-A	28	184	124	175	7.24	4.88	6.89	MBTX30U	32	166	126	175	6.54	4.96	6.89	
Y60-N24L-A	28	184	124	175	7.24	4.88	6.89	MBTX30U	32	166	126	175	6.54	4.96	6.89	
Y60-N24L-A2	28	184	124	175	7.24	4.88	6.89	MBTX30U	32	166	126	175	6.54	4.96	6.89	

Footnote: * Availability TBA

Battery Cross Reference Industry (JIS) to MotoBatt



Conventional	Capacity	Dimensions in MM			Dimensions in Inches			MOTOBATT	Capacity	Dimensions in MM			Dimensions in Inches			Notes
	AH	L	W	H	L	W	H		AH	L	W	H	L	W	H	
Y60-N24AL-B	28	184	124	175	7.24	4.88	6.89	MBTX30U	32	166	126	175	6.54	4.96	6.89	
Y60-N30L-A	30	187	130	170	7.36	5.12	6.69	MBTX30U	32	166	126	175	6.54	4.96	6.89	
Y60-N30L-B	30	187	130	170	7.36	5.12	6.69	MBTX30U	32	166	126	175	6.54	4.96	6.89	
YB2.5-C	2.5	80	70	105	3.15	2.76	4.13	MB2.5U	2.5	80	70	105	3.15	2.76	4.13	
YB2.5-C-1	2.5	80	70	105	3.15	2.76	4.13	MB2.5U	2.5	80	70	105	3.15	2.76	4.13	
YB2.5-C-2	2.5	80	70	105	3.15	2.76	4.13	MB2.5U	2.5	80	70	105	3.15	2.76	4.13	
YB3LA	3	98	56	110	3.86	2.20	4.33	MB3U	3.8	98	56	110	3.86	2.20	4.33	
YB3LB	3	98	56	110	3.86	2.20	4.33	MB3U	3.8	98	56	110	3.86	2.20	4.33	
YB4L-A	4	120	70	92	4.72	2.76	3.62	MBTX4U	4.7	114	70	87	4.49	2.76	3.43	
YB4L-B	4	120	70	92	4.72	2.76	3.62	MBTX4U	4.7	114	70	87	4.49	2.76	3.43	
YB5L-B	5	120	60	130	4.72	2.36	5.12	MB5U	7	120	60	130	4.72	2.36	5.12	
YB7B-B	7	150	60	130	5.91	2.36	5.12	MB7BB	9	150	60	130	5.91	2.36	5.12	
YB7-A	8	135	75	133	5.31	2.95	5.24	MB9U	11	136	76	133	5.35	2.99	5.24	
YB7AA	8	135	75	150	5.31	2.95	5.91	MB9U	11	136	76	133	5.35	2.99	5.24	with 16mm spacer
YB7L-A	8	135	75	133	5.31	2.95	5.24	MB9U	11	136	76	133	5.35	2.99	5.24	
YB7L-B	8	135	75	133	5.31	2.95	5.24	MB9U	11	136	76	133	5.35	2.99	5.24	
YB9A	9	135	75	139	5.31	2.95	5.47	MB9U	11	136	76	133	5.35	2.99	5.24	with 6mm spacer
YB9A-A	9	135	75	155	5.31	2.95	6.10	MB9U	11	136	76	155	5.35	2.99	6.10	with 22mm spacer
YB9A2	9	135	75	139	5.31	2.95	5.47	MB9U	11	136	76	133	5.35	2.99	5.24	with 6mm spacer
YB9-B	9	135	75	139	5.31	2.95	5.47	MB9U	11	136	76	139	5.35	2.99	5.47	with 6mm spacer
YB9B2	9	135	75	139	5.31	2.95	5.47	MB9U	11	136	76	133	5.35	2.99	5.24	with 6mm spacer
YB9L-A2	9	135	75	139	5.31	2.95	5.47	MB9U	11	136	76	139	5.35	2.99	5.47	with 6mm spacer
YB9L-B2	9	135	75	139	5.31	2.95	5.47	MB9U	11	136	76	133	5.35	2.99	5.24	with 6mm spacer
YB9L-B	9	135	75	139	5.31	2.95	5.47	MB9U	11	136	76	139	5.35	2.99	5.47	with 6mm spacer
YB10A-A2	11	135	90	155	5.31	3.54	6.10	MB10U	14.5	135	90	155	5.31	3.54	6.10	with 9mm spacer
YB10L-A2	11	135	90	145	5.31	3.54	5.71	MB10U	14.5	135	90	146	5.31	3.54	5.75	
YB10L-B	11	135	90	145	5.31	3.54	5.71	MB10U	14.5	135	90	146	5.31	3.54	5.75	
YB10L-B2	11	135	90	145	5.31	3.54	5.71	MB10U	14.5	135	90	146	5.31	3.54	5.75	
YB12A-A	12	134	80	160	5.28	3.15	6.30	MB12U	15	134	80	161	5.28	3.15	6.34	
YB12AAS	12	134	80	160	5.28	3.15	6.30	MB12U	15	134	80	161	5.28	3.15	6.34	
YB12A-A-WS	12	134	80	160	5.28	3.15	6.30	MB12U	15	134	80	161	5.28	3.15	6.34	
YB12A-B	12	134	80	160	5.28	3.15	6.30	MB12U	15	134	80	161	5.28	3.15	6.34	
YB12AL-A	12	134	80	160	5.28	3.15	6.30	MB12U	15	134	80	161	5.28	3.15	6.34	
YB12AL-A2	12	134	80	160	5.28	3.15	6.30	MB12U	15	134	80	161	5.28	3.15	6.34	
YB12BB2	12	160	90	130	6.30	3.54	5.12	MBTX12U	14	151	87	130	5.94	3.43	5.12	
YB12C-A	12	134	80	175	5.28	3.15	6.89	MB12U	15	134	80	175	5.28	3.15	6.89	with 14mm spacer
YB14-A1	14	134	89	166	5.28	3.50	6.54	MBTX14AU	16.5	135	90	168	5.31	3.54	6.61	
YB14-A2	14	134	89	166	5.28	3.50	6.54	MBTX14AU	16.5	135	90	168	5.31	3.54	6.61	
YB14AA	14	134	89	176	5.28	3.50	6.93	MBTX14AU	16.5	135	90	176	5.31	3.54	6.93	with 8mm spacer
YB14A-A1	14	134	89	176	5.28	3.50	6.93	MBTX14AU	16.5	135	90	176	5.31	3.54	6.93	with 8mm spacer
YB14A-A2	14	134	89	176	5.28	3.50	6.93	MBTX14AU	16.5	135	90	176	5.31	3.54	6.93	with 8mm spacer
YB14-B1	14	134	89	166	5.28	3.50	6.54	MBTX14AU	16.5	135	90	168	5.31	3.54	6.61	
YB14-B2	14	134	89	166	5.28	3.50	6.54	MBTX14AU	16.5	135	90	168	5.31	3.54	6.61	
YB14L-A1	14	134	89	166	5.28	3.50	6.54	MBTX14AU	16.5	135	90	168	5.31	3.54	6.61	
YB14L-A2	14	134	89	166	5.28	3.50	6.54	MBTX14AU	16.5	135	90	168	5.31	3.54	6.61	
YB14L-A2-WS	14	134	89	166	5.28	3.50	6.54	MBTX14AU	16.5	135	90	168	5.31	3.54	6.61	
YB14L-B1	14	134	89	166	5.28	3.50	6.54	MBTX14AU	16.5	135	90	168	5.31	3.54	6.61	
YB14L-B2	14	134	89	166	5.28	3.50	6.54	MBTX14AU	16.5	135	90	168	5.31	3.54	6.61	
SYB14L-A2	14	134	89	166	5.28	3.50	6.54	MBTX14AU	16.5	135	90	168	5.31	3.54	6.61	
SYB14L-B2	14	134	89	166	5.28	3.50	6.54	MBTX14AU	16.5	135	90	168	5.31	3.54	6.61	
YB16A	19	175	100	155	6.89	3.94	6.10	MBTX20U	21	175	87	155	6.89	3.43	6.10	
YB16A2	19	175	100	155	6.89	3.94	6.10	MBTX20U	21	175	87	155	6.89	3.43	6.10	
YB16AL-A2	16	207	71.5	164	8.15	2.81	6.46	MB16AU	20.5	207	72	164	8.15	2.83	6.46	
HYB16AA	16	151	91	181	5.94	3.58	7.09	MB16A	19.0	151	91	181	5.84	3.58	7.09	
HYB16A-AB	16	151	91	181	5.94	3.58	7.09	MB16A	19.0	151	91	181	5.84	3.58	7.09	
YB16B-A	16	160	90	161	6.30	3.54	6.34	MB16U	20	160	90	161	6.30	3.54	6.34	
YB16B-A1	16	160	90	161	6.30	3.54	6.34	MB16U	20	160	90	161	6.30	3.54	6.34	
YB16B-A2	16	160	90	161	6.30	3.54	6.34	MB16U	20	160	90	161	6.30	3.54	6.34	
YB16L-A	19	175	100	155	6.89	3.94	6.10	MBTX20U	21	175	87	155	6.89	3.43	6.10	
YB16L-A2	19	175	100	155	6.89	3.94	6.10	MBTX20U	21	175	87	155	6.89	3.43	6.10	
YB16-B	19	175	100	155	6.89	3.94	6.10	MBTX20U	21	175	87	155	6.89	3.43	6.10	
YB16-B2	19	175	100	155	6.89	3.94	6.10	MBTX20U	21	175	87	155	6.89	3.43	6.10	
YB16LB2	19	175	100	155	6.89	3.94	6.10	MBTX20U	21	175	87	155	6.89	3.43	6.10	
SYB16L-B	19	175	100	155	6.89	3.94	6.10	MBTX20U	21	175	87	155	6.89	3.43	6.10	

Battery Cross Reference Industry (JIS) to MotoBatt



Conventional	Capacity	Dimensions in MM			Dimensions in Inches			MOTOBATT	Capacity	Dimensions in MM			Dimensions in Inches			Notes
	AH	L	W	H	L	W	H		AH	L	W	H	L	W	H	
YB16-B-CX	19	175	100	155	6.89	3.94	6.10	MBTX20U	21	175	87	155	6.89	3.43	6.10	
YB16C-B	19	175	100	175	6.89	3.94	6.89	MBTX20U	21	175	87	175	6.89	3.43	6.89	with 20mm spacer
YB16CL-B	19	175	100	175	6.89	3.94	6.89	MBTX20U	21	175	87	175	6.89	3.43	6.89	with 20mm spacer
YB16HL-A-CX	19	175	100	155	6.89	3.94	6.10	MBTX20U	21	175	87	155	6.89	3.43	6.10	
YB16L-B	19	175	100	155	6.89	3.94	6.10	MBTX20U	21	175	87	155	6.89	3.43	6.10	
YB18-A	18	180	90	162	7.09	3.54	6.38	MB18U	22.5	180	90	162	7.09	3.54	6.38	
YB18L-A	18	180	90	162	7.09	3.54	6.38	MB18U	22.5	180	90	162	7.09	3.54	6.38	
YB18L-A2	18	180	90	162	7.09	3.54	6.38	MB18U	22.5	180	90	162	7.09	3.54	6.38	
YB30L-B	30	168	132	176	6.61	5.20	6.93	MBTX30U	32	166	126	175	6.54	4.96	6.89	
YB30CL-B	30	168	132	192.2	6.61	5.20	7.57	MBTX30U	32	166	126	192	6.54	4.96	7.56	with 17mm spacer
YIX30L	30	166	126	175	6.54	4.96	6.89	MBTX30U	32	166	126	175	6.54	4.96	6.89	
YHD-12H	28	206	133	165	8.11	5.24	6.50	MBHD12H	33	200	130	163	7.87	5.12	6.42	
YT4B-BS	2.3	114	39	86.5	4.49	1.54	3.41	MBT4BB	2.5	113	38	87	4.45	1.50	3.43	
YTR4A-BS	2.3	114	49	86	4.49	1.93	3.39	MTR4	2.5	114	49	86	4.49	1.93	3.39	
YT4L-BS	3	114	71	86	4.49	2.80	3.39	MBTX4U	4.7	114	70	87	4.49	2.76	3.43	
YTX4L-BS	3	114	71	86	4.49	2.80	3.39	MBTX4U	4.7	114	70	87	4.49	2.76	3.43	
YTXSL-BS	4	114	71	106	4.50	2.81	4.19	MBTZ7S	6.5	114	70	107	4.49	2.76	4.21	
YT7B-BS	6.5	150	65	93	5.91	2.56	3.66	MB7U	6.5	151	65	94	5.94	2.56	3.70	
YTX7A-BS	6	150	87	94	5.91	3.43	3.70	MBTZ10S	8.6	151	87	95	5.94	3.43	3.74	
YTX7L-BS	6	114	71	131	4.49	2.80	5.16	MBTX7U	8	114	70	128	4.49	2.76	5.04	
YTX9-BS	8	150	87	105	5.91	3.43	4.13	MBTX9U	10.5	151	87	105	5.94	3.43	4.13	
YT9B-BS	8	150	70	105	5.91	2.76	4.13	MBT9B4	9.0	150	70	105	5.91	2.76	4.13	
YT12A-BS	9.5	150	87	105	5.91	3.43	4.13	MBTX9U	10.5	151	87	105	5.94	3.43	4.13	
YT12B-BS	10	150	69	130	5.91	2.72	5.12	MBT12B4	11	150	70	130	5.91	2.76	5.12	
YTX12-BS	10	150	87	130	5.91	3.43	5.12	MBTX12U	14	151	87	130	5.94	3.43	5.12	
YT14B-BS	12	150	70	145	5.91	2.76	5.71	MBT14B4	13	150	70	145	5.91	2.76	5.71	
YTX14AH	12	134	89	166	5.28	3.50	3.50	MBTX14AU	16.5	135	90	168	5.31	3.54	6.61	
YTX14AHBS	12	134	89	166	5.28	3.50	3.50	MBTX14AU	16.5	135	90	168	5.31	3.54	6.61	
YTX14AHLBS	12	134	89	166	5.28	3.50	3.50	MBTX14AU	16.5	135	90	168	5.31	3.54	6.61	
YTX14-BS	12	150	87	145	5.91	3.43	5.71	MBTX12U	14	151	87	145	5.94	3.43	5.71	with 15mm spacer
YTX14H-BS	12	150	87	145	5.91	3.43	5.71	MBTX12U	14	151	87	145	5.94	3.43	5.71	with 15mm spacer
YTX14L-BS	12	150	87	145	5.91	3.43	5.71	MBTX12U	14	151	87	145	5.94	3.43	5.71	with 15mm spacer
YTX15L-BS	13	175	87	130	6.89	3.43	5.12	MBTX12U	14	151	87	130	5.94	3.43	5.12	
YTX16-BS	14	150	87	161	5.91	3.43	6.34	MBTX16U	19	151	87	161	5.94	3.43	6.34	
YTX16-BS-1	14	150	87	161	5.91	3.43	6.34	MBTX16U	19	151	87	161	5.94	3.43	6.34	
YTX20CH-BS	18	150	87	161	5.91	3.43	6.34	MBTX16U	19	151	87	161	5.94	3.43	6.34	
YTX14-BS	12	150	87	145	5.91	3.43	5.71	MBYZ16H	16.5	151	87	145	5.94	3.43	5.71	
YTX14H-BS	12	150	87	145	5.91	3.43	5.71	MBYZ16H	16.5	151	87	145	5.94	3.43	5.71	
YTX14L-BS	12	150	87	145	5.91	3.43	5.71	MBYZ16H	16.5	151	87	145	5.94	3.43	5.71	
YMX14-BS	12	150	87	145	5.91	3.43	5.71	MBYZ16H	16.5	151	87	145	5.94	3.43	5.71	
GYZ16H	12	150	87	145	5.91	3.43	5.71	MBYZ16H	16.5	151	87	145	5.94	3.43	5.71	
YTX20-BS	18	175	87	155	6.89	3.43	6.10	MBTX20U	21	175	87	155	6.89	3.43	6.10	
YTX20A-BS	17	150	87	161	5.91	3.43	6.34	MBTX16U	19	151	87	161	5.94	3.43	6.34	
YTX20H-BS	18	175	87	155	6.89	3.43	6.10	MBTX20U	21	175	87	155	6.89	3.43	6.10	
YTX20HL-BS	18	175	87	155	6.89	3.43	6.10	MBTX20U	21	175	87	155	6.89	3.43	6.10	
YTX20HL-BS-PW	18	175	87	155	6.89	3.43	6.10	MBTX20U	21	175	87	155	6.89	3.43	6.10	
YTX20L-BS	18	175	87	155	6.89	3.43	6.10	MBTX20U	21	175	87	155	6.89	3.43	6.10	
YTX24HL	21	205	87	162	8.07	3.43	6.38	MBTX24U	25	205	87	162	8.07	3.43	6.38	
YTX24HL-BS	21	205	87	162	8.07	3.43	6.38	MBTX24U	25	205	87	162	8.07	3.43	6.38	
CT9B4	9	150	70	104	5.91	2.76	4.09	MBT9B4	9	150	70	104	5.91	2.76	4.09	
CTX18-BS	21	205	90	164	8.07	3.54	6.46	MBTX24U	25	205	87	162	8.07	3.43	6.38	
CTX18L-BS	21	205	90	164	8.07	3.54	6.46	MBTX24U	25	205	87	162	8.07	3.43	6.38	
CTX19-BS	19	175	101	157	6.89	3.98	6.18	MBTX20U	21	175	100	155	6.89	3.94	6.10	
CTX19L-BS	19	175	101	157	6.89	3.98	6.18	MBTX20U	21	175	100	155	6.89	3.94	6.10	
GT16-BS	19	176	101	156	6.93	3.98	6.14	MBTX20U	21	175	100	155	6.89	3.94	6.10	
GT16L-BS	19	176	101	156	6.93	3.98	6.14	MBTX20U	21	175	100	155	6.89	3.94	6.10	
GTX18L-BS	20	206	91	164	8.11	3.58	6.46	MBTX24U	25	205	87	162	8.07	3.43	6.38	
YT7B-4	6.5	150	65	93	5.91	2.56	3.66	MB7U	6.5	151	65	94	5.94	2.56	3.70	
YT12B-4	10	150	69	130	5.91	2.72	5.12	MBT12B4	11	150	70	130	5.91	2.76	5.12	
YT14B-4	12	150	70	145	5.91	2.76	5.71	MBT14B4	13	150	70	145	5.91	2.76	5.71	
YTZ6S	5	114	70	107	4.49	2.76	4.21	MBTZ7S	6.5	114	70	107	4.49	2.76	4.21	
YTZ7S	6	114	70	107	4.49	2.76	4.21	MBTZ7S	6.5	114	70	107	4.49	2.76	4.21	
YTZ10S	8.6	150	87	93	5.91	3.43	3.66	MBTZ10S	8.6	151	87	95	5.94	3.43	3.74	
YTZ12S	11	150	87	110	5.91	3.43	4.33	MBTX9U	10.5	151	87	110	5.94	3.43	4.33	with 5mm spacer
YTZ14S	11.2	150	87	110	5.91	3.43	4.33	MBTX9U	10.5	151	87	110	5.94	3.43	4.33	with 5mm spacer
51814	19	186	82	171	7.32	3.23	6.73	MB51814	22	186	82	171	7.32	3.23	6.73	
51913	19	186	82	171	7.32	3.23	6.73	MB51814	22	186	82	171	7.32	3.23	6.73	
51815	18	180	90	162	7.09	3.54	6.38	MB18U	22.5	180	90	162	7.09	3.54	6.38	
GYZ20L	20	175	87	155	6.89	3.43	6.10	MBTX20U	21	175	87	155	6.89	3.43	6.10	
GYZ20HL	20	175	87	155	6.89	3.43	6.10	MBTX20U	21	175	87	155	6.89	3.43	6.10	
U1-7	28	195	130	180	7.67	5.12	7.08	MBUI-35	35	195	130	180	7.67	5.12	7.08	
U1-9	28	195	130	180	7.67	5.12	7.08	MBUI-35	35	195	130	180	7.67	5.12	7.08	
U1-32	28	195	130	180	7.67	5.12	7.08	MBUI-35	35	195	130	180	7.67	5.12	7.08	
U1-R7	28	195	130	180	7.67	5.12	7.08	MBUIR-35	35	195	130	180	7.67	5.12	7.08	
U1-R9	28	195	130	180	7.67	5.12	7.08	MBUIR-35	35	195	130	180	7.67	5.12	7.08	
U1-R32	28	195	130	180	7.67	5.12	7.08	MBUIR-35	35	195	130	180	7.67	5.12	7.08	



MOTORCYCLES

CC	Model	Year	MOTOBATT	CC	Model	Year	MOTOBATT
APRILIA				BMW (Continued)			
1200	Dorsoduro	11-13	MBTX12U	1200	R1200GS, Adventure	09-13	MBTX9U
1000	RSV4 R, Factory	09-13	MBTZ10S	1200	R1200GS	'13	MBTX9U
1000	ETV Caponord	02-03	MBTX12U	1200	K1200LT, GT	05-09	MB51814
1000	RST Futura	01-04	MBTX12U	1200	R1200RT	05-13	MB51814
1000	RSV 1000 Mille SP	99	MBTX12U	1200	K1200LT,GT, RS, S	99-05	MB51814
1000	RSV 1000 R, Factory	04-11	MBTX12U	1200	K1200RS	97-05	MB51814
1000	RSV 1000 Mille R	01-05	MBTX12U	1200	R1200C	98-05	MB51814
1000	RSV 1000 Mille	00-09	MBTX12U	1200	HP2 Sport / Megamoto	'11	MBTX12U
1000	Tuono 1000 R, Factory	03-11	MBTX12U	1150	R1150GS, R	00-05	MB51814
1000	Tuono VR4	11-13	MBTZ10S	1100	K1100LT/RS	90-95	MB51814
1000	SL Falco	01-03	MBTX12U	1100	R1100GS	94-00	MB51814
850	MANA850, GT	09-13	MBTX12U	1100	R1100R	94-00	MB51814
750	Shiver	09-13	MBTX12U	1100	R1100RS, RT	93-00	MB51814
750	Dorsoduro	09-13	MBTX12U	1100	R1100S	99-00	MB51814
650	Pegaso	00	MB12U	1000	All "K" Models	83-93	MBTX30U
650	Pegaso Strada, Factory,Trail	09-12	MBTX12U	1000	R100/7	76-84	MBTX30U
550	RXV550	-10	MBTZ10S	1000	R100GS, PD, R, RS, RT	87-95	MBTX30U
550	SVX550	-10	MBTZ10S	1000	R100CS	76-84	MBTX30U
500	Scarabeo	04-05	MBTX14AU	1000	HP4	'13	MBTZ7S
500	Atlantic	03-05	MBTX14AU	1000	S1000RR	09-13	MBTZ10S
450	RXV450	-10	MBTZ10S	1000	S1000RR DWA	09-11	MBTX9U
450	SVX450	-10	MBTZ10S	900	R90/6, R90S	69-76	MBTX30U
250	RS250	00-04	MBTX4U	850	R85OR	95-97	MB51814
200	Atlantic	04-05	MB12U	800	F800ST, GS	08-13	MBTX12U
150	Scarabeo	00-04	MB12U	800	F650GS	08-12	MBTX12U
150	Mojito	04-05	MBTX7U	800	R80, R80RT	84-95	MBTX30U
125	RS125	-11	MB9U	800	R80GS, R80ST	80-96	MB51814
125	RS4 125	11-13	MBTX7U	800	R80/7, R80RT	78-84	MBTX30U
50	RS50	00-05	MBTX4U	750	K75, RT	85-95	MBTX30U
50	RS4 50	11-13	MBTZ7S	750	K75	85-86	MB51814
50	SR50	00-01	MBTX4U	750	K75	87-92	*
50	SR50 Ditech	01-05	MBTZ7S	750	K75	93-95	MB51814
50	Scarabeo 50	00-03	MBTX4U	750	K75C	85-86	MB51814
50	Mojito	04-05	MBTX4U	750	K75C	87-93	*
50	Rally	04-05	MBTX4U	750	K75C	85-95	MB51814
ATK				750	K75RT	92-96	MB51814
	All Electric Start Models	91-95	MBTX9U	750	K75S	85-86	MB51814
	All Electric Start Models	96-01	MBTX7U	750	K75S	87-92	*
BENELLI				750	R75/5	70-73	MB51814
900	900 (6 Cilindri)	*	MBTX30U	750	R75/7	76-84	MBTX30U
650	650 Tornado U.T.	*	MB12U	750	R75/6	69-76	MBTX30U
250	250 (4 Cilindri)	*	MB12U	700	R69-R69S	55-69	*
250	250-2C	*	*	700	F700GS	'13	MBTX12U
125	125 Cross	*	*	650	F650, G650GS	93-13	MB12U
125	125 Custom Guzzi	*	MB5.5U	650	R65	84-95	MBTX30U
125	125 Guzzi	*	MB5.5U	650	R65LS	78-84	MB51814
125	125 Jarno (c/aw.)	*	MB9U	600	R60, R60/2 Twin Cylinders	55-69	*
125	125 Scooter Benelli	*	MB9U	600	R60/5	70-73	MB51814
125	125-2 CSE	*	*	600	R60/6, R60/7	69-84	MBTX30U
125	125CS	*	MB9U	500	R50/2 Twin Cylinders	55-69	*
125	125T Sport	*	*	500	R50/5	70-73	MB51814
50	Devil 50 (c/aw.)	*	MBTX4U	500	R50/S Twin Cylinders	55-69	*
50	KBX 50 Race	*	MBTX4U	450	G450	09-11	MBTZ7S
50	Scooty LX/DLX	*	MBTX4U	260	R26, R27 Single Cylinder	55-69	*
BIG DOG				260	R26	*	*
	All Models	All Years	MBTX20U	BRP - CAN AM SPYDER			
BIMOTA				990	Spyder	08-12	MBTX24U
1100	SB6,SB7	95-97	MBTX7U (x2)	BSA			
1100	SB6R	97-99	MBTX12U	*	250, 350, 400, 441, 500 (12V)	*	MB9U
1000	YB8/YB10	92-95	MBTX14AU	*	600, 650, 750 (12V)	*	MB9U
1000	YB11	96-99	MBTX12U	*	250, 350, 650 (6V)	*	*
996	SB8R, SB8RS	98-00	MBTX12U	*	500 Gold Star	*	*
900	DB2	93-95	MBTX14AU	*	Rocket 750, Thunderbolt	*	MB9U
900	DB2 Final Edition	97	MBTX14AU	*	Spitfire HK35, Starfire B25	*	MB9U
900	DB3 Mantra	97-99	MBTX7U (x2)	BUELL			
900	DB4	98-00	*	1200	X1 Lightning	99-02	MBTX20U
900	Tesi	91-95	MBTX14AU	1200	S1 Lightning	96-99	MBTX12U
BMW				1200	S3, S3T Thunderbolt	97-02	MBTX20U
1600	K1600GT, GTL	11-13	MB51814	1200	M2 Cyclone	97-02	MBTX20U
1300	K1300GT	09-11	MB51814	1200	S2, S2T Thunderbolt	94-96	MBTX20U
1300	K1300R, S	09-13	MBTX12U	1200	RR1200	88-90	MBTX20U
1200	K1200R, S	05-09	MBTX12U	1200	RS1200	89-93	MBTX20U
1200	R1200S, R	05-13	MBTX12U	1200	RSS1200	91-93	MBTX20U
1200	R1200GS	05-12	MBTX12U	1200	XB12R Firebolt	04-10	MBTX12U
				1200	XB12Ss, Scg, Lightning	04-10	MBTX12U
				1200	XB12X, XT Ulysses	06-10	MBTX12U
				1125	1125R,1125CR	08-10	MBTX12U
				1125	Buell Racing 1125RR	09	MBTZ7S
				1000	RR1000	87	MBTX20U
				984	XB9R Firebolt, XB9SX Lightning	02-10	MBTX12U
				500	Blast	00-09	MBTX12U
				CAGIVA			
				900	Elefant E900	-	MB16U
				750	Elefant	94-97	MBTX20U
				750	Elefant Bifaro	89	MBTX14AU



MOTORCYCLES

CC	Model	Year	MOTOBATT	CC	Model	Year	MOTOBATT
CAGIVA (Continued)				DUCATI (Continued)			
500	T4 E Elefant	88	MBTX14AU	600	TL	*	MBTX14AU
350	Elefant 2 Cyl.	86	MBTX14AU	500	GTL, GTV	*	MBTX24U
350	T4 E Elefant, W12	87	MBTX14AU	500	Pantah	*	MBTX14AU
350	T4R	87	MB3U	500	Sport	*	MBTX24U
125	Crouser	87-88	MB9U	EXCELSIOR-HENDERSON			
125	Freccia C9, /C10R, /C12R	87-90	MB9U	1386	Super X	99-00	MBTX20U
125	Mito	90-97	MB9U	GAS GAS			
125	N90	97	MB9U	450	FSR450	-08	MBTZ7S
125	Roadster	94-97	MB9U	370	Pampera	97	MBTX4U
125	Supercity	91-97	MB9U	320	Pampera	98-01	MBTX4U
50	City, Lucky, Explorer	94-97	MBTX4U	250	Pampera	96-01	MBTX4U
50	K3, W4	98	MBTX4U	GILERA (Also see Scooter application for Piaggio - Gilera)			
CAN-AM (BRP)				600	Nordwest	93	MBTX14AU
990	Spyder	08-12	MBTX24U	600	RC 600C	93	MBTX14AU
CANNONDALE				600	Top Rally, XRT	*	MBTX14AU
440	C440, E440, S440, X440, X440S	02-03	MBTZ7S	500	Dakota Kick-Start	*	MB5.5U
440	EX400, MX400, XC400	00-01	MBTZ7S	500	Dakota E-Starter	*	MB10U
CCM				350	Dakota Kick-Start	*	MB5.5U
600	All Electric Start Models	96-01	MBTX9U	350	Dakota E-Starter	*	MB10U
DERBI				350	ER Kick-Start	*	MB5.5U
*	All Models	*	MBTX4U	350	ER E-Starter	*	MB10U
DUCATI				350	XRT	*	MBTX14AU
1200	Multistrada	10-13	MBT12B4	250	Arizona Rally	*	MB10U
1199	1199 Panigale	11-13	MB7U	250	RV NGR Kick-Start	*	MB5.5U
1198	1198, MY08, SP, R	09-11	MBT12B4	250	RV NGR E-Starter	*	MB10U
1198	Diavel	'13	MBT12B4	200	Arizona	*	MB5.5U
1100	Monster 1100	09-13	MBT12B4	200	Arizona	*	MB9U
1100	Multistrada	07-09	MBT12B4	200	Fast Bike	*	MB5.5U
1100	Hypermotard	07-13	MBT12B4	200	Fast Bike	*	MB9U
1100	Street Fighter, S	09-12	MBT12B4	200	RTX, RV, RX Kick-Start	*	MB5.5U
1098	1098	07-09	MBT12B4	200	RTX, RV, RX E-Starter	*	MB9U
1098	1098	07	MBTX14AU	200	T4	*	MB5.5U
1098	All Other Models	01-10	MBT12B4	200	Motocarro	*	*
1000	Desmosedici RR	08-09	MBT12B4	125	Apache Kick-Start	*	MB5.5U
1000	GT1000, Touring, Sport 1100S	09	MBT12B4	125	Apache E-Starter	*	MB9U
996	996, S, SPS	99-00	MB16AU	125	Arizona Kick-Start	*	MB5.5U
944	Suport Touring 2 (ST2)	97-00	MB16AU	125	Arizona E-Starter	*	MB9U
916	916 Biposto, Senna, Strada	94-98	MB16AU	125	Crona Kick-Start	*	MB5.5U
916	LE.SP, SP S	94-98	MB16AU	125	Crona E-Starter	*	MB9U
916	ST4	99-00	MB16AU	125	CX Kick-Start	*	MB5.5U
907	LE.Paso	90-94	MBTX20U	125	CX E-Starter	*	MB9U
906	Paso	90-92	MBTX20U	125	Fast Bike Kick-Start	*	MB5.5U
900	Monster	94-00	MB16AU	125	Fast Bike E-Starter	*	MB9U
900	SS Kick-Starter	-81	MB12U	125	Freestyle Kick-Start	*	MB5.5U
900	SS Replica	-81	MB12U	125	Freestyle E-Starter	*	MB9U
900	SS Supersport, Replica	82-	MBTX14AU	125	GFR Kick-Start	*	MB5.5U
900	SS	89-00	MBT12B4	125	GFR E-Starter	*	MB9U
900	SL	92-96	MB16AU	125	KK, KZ Kick-Start	*	MB5.5U
900	Supersport FE	97-98	MB16AU	125	KK, KZ E-Starter	*	MB9U
888	SP, SP II, SP IV, SP V	90-95	MB16AU	125	MX1, MXR Kick-Start	*	MB5.5U
860	GT, GTS	*	MBTX30U	125	MX1, MXR E-Starter	*	MB9U
860	Kick-Start	*	MB12U	125	Nebraska Kick-Start	*	MB5.5U
851	851 Superbike	90-91	MB16AU	125	Nebraska E-Starter	*	MB9U
851	S Superbike	91-92	MB16AU	125	R1, R1S Kick-Start	*	MB5.5U
848	848, Corse SE	08-13	MBT12B4	125	R1, R1S E-Starter	*	MB9U
848	Street Fighter	'13	MBT12B4	125	RC Rally	*	MB10U
796	Hypermotard	10-13	MBT12B4	125	RTX, RV, RX Kick-Start	*	MB5.5U
796	Monster	'13	MBT12B4	125	RTX, RV, RX E-Starter	*	MB9U
750	F1, Montjuich, Paso	87-90	MBTX14AU	125	SP01, SP02 Kick-Start	*	MB5.5U
750	GT, Luguna Seca	*	MBTX30U	125	SP01, SP02 E-Starter	*	MB9U
750	Indiana	*	MBTX14AU	125	TOP Rally Kick-Start	*	MB5.5U
750	Monster	97-00	MBT12B4	125	TOP Rally E-Starter	*	MB9U
750	Sport	89-90	MB16AU	125	Typhoon	*	MB9U
750	SS Supersport Kick-Str.	*	MB12U	125	XR1, XR2 Kick-Start	*	MB5.5U
750	SS	90-00	MB16AU	125	XR, XR2 E-Starter	*	MB9U
748	748 Strada Biposto, SP, SPS	97-00	MB16AU	50	Bullit, Easy Moving, Runner	-97	MBTX4U
696	Monster 696	08-13	MBT12B4	50	Eaglet	95-97	MBTX4U
650	Alazzurra, Indiana, Pantah	*	MBTX14AU	50	GSA E-Starter	*	MBTX4U
600	Pantah	*	MBTX14AU	50	Runner	-97	MBTX4U
				50	Sioux E-Starter	*	MBTX4U
				50	Stalker, Storm, Top Rally	*	MBTX4U
				50	Typhoon	-97	MBTX4U



MOTORCYCLES

CC	Model	Year	MOTOBATT	CC	Model	Year	MOTOBATT
HARLEY-DAVIDSON				HONDA (Continued)			
1803 (110)	CVO FLH (Touring)	07-13	MBTX30U	1100	VT1100C,C3,T Shadow (Spirit, Aero, A, C, E, Tourer)	98-00	MB16A
1803 (110)	CVO FXD (Dyna)	07-10	MBTX20U	1100	VT1100C Shadow Spirit	85-97	MB16A
1803 (110)	CVO FLST (Softail)	07-13	MBTX20U	1100	VT1100C2 Shadow A.C.E.	95-99	MB16A
1690 (103)	FLH, FLT (Touring)	10-13	MBTX30U	1000	CB1000	94-95	MBTX12U
1690 (103)	FXD (Dyna)	11-13	MBTX20U	1000	CB1000C Custom	83	MBTX14AU
1690 (103)	FLS (Softail)	11-13	MBTX20U	1000	CB1000R	09-13	MBTZ10S
1584 (96)	FXD Series (Dyna)	07-13	MBTX20U	1000	CBF1000F	09-10	MBTZ10S
1584 (96)	FXST, FLST Series (Softail)	07-12	MBTX20U	1000	CBR1000F Hurricane	87-96	MBTX14AU
1584 (96)	FL, FLH Series (Touring)	07-11	MBTX30U	1000	CBR1000RR	08-13	MBTZ7S
1450 (88)	FXD Series (Dyna)	99-06	MBTX20U	1000	CBR1000RR	04-07	MBTZ10S
1450 (88)	FXST, FLST Series (Softail)	00-06	MBTX20U	1000	CBX1000 Super Sport	79-82	MBTX20U
1450 (88)	FL, FLH Series (Touring)	99-06	MBTX30U	1000	CBX1000 Super Sport (Opt)	82	MBTX24U
1340 (80)	FXD/FXST Series (Dyna)	97-99	MBTX20U	1000	GL1000 Gold Wing	75-79	MBTX24U
1340 (80)	FXD/FXST Series (Dyna)	91-96	MBTX20U	1000	RVT1000R RC51	00-06	MBTX9U
1340 (80)	FX/FXR Series	79-94	MBTX20U	1000	VTR1000F Super Hawk	01-05	MBTX9U
1340 (80)	FXR Series	99-00	MBTX20U	1000	VTR1000F Super Hawk	97-00	MBTX12U
1340 (80)	FLST Series (Softail)	97-99	MBTX20U	1000	VF1000R, F	84-86	MB16U
1340 (80)	FLST Series (Softail)	91-96	MBTX20U	954	CBR954RR	02-03	MBTZ10S
1340 (80)	FXST/FLST Series (Softail)	84-90	MBTX20U	929	CBR929RR, RE	00-01	MBTZ10S
1340 (80)	FL, FLH Series (Touring)	80-96	MBTX24U	919	CB900F (919)	02-06	MBTZ10S
1340 (80)	FL, FLH Series (Touring)	97-98	MBTX30U	900	CB900C, F	80-82	MBTX14AU
1340 (80)	FL, FLH Series (Touring)	78-84	MBHD12H	900	CBR900R, RR	93-99	MBTX9U
1250	VRSC V-Rod	08-13	MBTX12U	800	PC800 Pacific Coast	89-98	MBTX12U
1200	XL, XLH (Sportster)	04-13	MBTX12U	800	VFR800, A Interceptor, ABS	02-12	MBTX9U
1200	XL, XLH (Sportster)	97-03	MBTX20U	800	VFR800FI Interceptor	98-01	MBTX12U
1200	XL, XLH (Sportster)	87-96	MBTX20U	800	VT800C Shadow	88	MBTX14AU
1200	FX Series (Electric Start)	71-78	MBTX20U	750	CB750 Nighthawk	91-03	MBTX14AU
1200	FX Series (Kick Start)	71-72	MB9U	750	CB750A Hondamatic	76-78	MBTX24U
1200	FL/FLH Series (Touring)	65-77	MBHD12H	750	CB750C Custom	80-82	MBTX14AU
1130	VRSC V-Rod	02-07	MBTX12U	750	CB750F Super Sport	75-82	MBTX14AU
1100	XL Series (Sportster)	87-93	MBTX20U	750	CB750K Four	69-82	MBTX14AU
1000	XL Series (Sportster)	79-85	MBTX20U	750	CB750K Limited Edition	79	MBTX14AU
1000	XLCH Series (Sportster Kick Start)	70-78	MB9U	750	CB750SC Nighthawk	80-84	MBTX14AU
1000	XLCR Cafe Racer	77-78	MBTX20U	750	RVF750R (RC45)	94	MBTX9U
1000	XLH (Sportster Electric Start)	67-78	MBHD12H	750	VF750C V45 Magna	88	MB12U
1000	1000 XLX-61, XR1000	83-85	MBTX20U	750	VF750C V45 Magna	82-83	MBTX14AU
883	XL, XLH (Sportster)	04-13	MBTX12U	750	VF750C, C2, D Magna	94-03	MBTX12U
883	XL, XLH (Sportster)	97-03	MBTX20U	750	VF750 V45 Interceptor	83-84	MBTX14AU
883	XLH (Sportster)	86-96	MBTX20U	750	VF750S V45 Sabre	82-83	MBTX14AU
500	MT500 (Military)	All Years	MBTX14AU	750	VFR750F Interceptor	86	MB12U
350	SS350	All Years	*	750	VFR750F	90-97	MBTX12U
250	SS250, SX250	75-78	MB9U	750	VFR750R (RC30)	90	MBTX9U
175	SS175, SX175	74-78	MB9U	750	VT750C, CA, C2	04-08	MBTX9U
125	SS125, SX125	74-78	MB9U	750	VT750C Shadow	83	MB16A
125	SXT125	75-78	MB9U	750	VT750CD, CD Shadow	98-03	MBTX12U
125	TX125	73-78	MB9U	750	VT750C, CA C2 Shadow	04-09	MBTX9U
90	Z90	73-76	MB9U	750	VT750CD, DCA, DCB Shadow	01-03	MBTX9U
HONDA				750	VT750C, C2, C2B, RS Shadow	10-13	MBTX9U
1800	GL1800 Gold Wing, F6B	09-13	MBTX20U	700	CB700SC Nighthawk 'S'	87	MBTX14AU
1800	GL1800 Gold Wing	01-08	MBTX20U	700	VF700C Magna	87	MB12U
1800	VTX1800C, F, N, R Retro, S	02-11	MBTX20U	700	VF700C Magna	84-86	MBTX14AU
1800	NRX1800 Valkyrie Rune	04-05	MBTX20U	700	VF700F Interceptor	84-85	MBTX14AU
1500	GL1500 Gold Wing	88-00	MBTX24U	700	VF700S Sabre	84-85	MBTX14AU
1500	GL1500 Valkyrie	97-03	MBTX12U	700	VFR700 Interceptor	86-87	MB12U
1300	ST1300, A, P	03-13	MBTX9U	700	VT700C Shadow	86-87	MBTX14AU
1300	VTX1300C, R, S, Retro	03-12	MBTX12U	700	VT700C Shadow	84-85	MB16A
1300	VT1300CS, CR, CXA FURY	09-13	MBTX9U	700	NT700V	10-13	MBTX9U
1300	CB1300 Super Four	01-13	MBTX9U	700	NC700X	12-13	MBTX9U
1200	GL1200 Gold Wing	84-87	MBTX24U	680	DN-01	09-13	MBTX9U
1200	VFR1200F	10-13	MBTX9U	650	CB650, Custom	79-82	MB12U
1200	VFR1200XD	13	MBTX9U	650	CB650SC Nighthawk	83-85	MB12U
1100	CB1100F Super Sport	83	MBTX14AU	650	CB650SC Nighthawk	82	MB12U
1100	CB1100	10-13	MBTX9U	650	CX650C Custom	83	MBTX14AU
1100	CBR1100XX	01-04	MBTX9U	650	CX650T Turbo	83	MBTX14AU
1100	CBR1100XX	97-00	MBTX12U	650	GL650I Silver Wing Interstate	83	MBTX14AU
1100	GL1100 Gold Wing	80-83	MBTX24U	650	NT650 Hawk GT	88-91	MBTX9U
1100	ST1100, ABS-TCS, 1100A	91-02	MBTX12U	650	NT650V	*	MBTX9U
1100	VF1100C V65 Magna	83-86	MBTX20U	650	NX650	88-89	MBTX9U
1100	VF1100S V65 Sabre	84-85	MBTX20U	650	SLR650	*	MBTX9U
1100	VT1100C2 Shadow Sabre	00-07	MBTX12U	650	Vigor 650	*	MBTX9U
1100	VT1100C,C3,T Shadow (Spirit, Aero, A, C, E, Tourer)	01-07	MBTX12U	650	XR650L	93-13	MBTX9U
				600	CB600F (599)	04-06	MBTX7U
				600	CBR600	87-00	MBTX9U



MOTORCYCLES

CC	Model	Year	MOTOBATT	CC	Model	Year	MOTOBATT
HONDA (Continued)				HONDA (Continued)			
600	CBR600F4i, 600RR	01-13	MBTZ10S	175	CB175 Super Sport	69-73	MB9U
600	VT600C, CD Shadow Deluxe	04-07	MBTZ10S	175	CL175 Scrambler	68-73	MB9U
600	VT600C, CD Shadow Deluxe, VLX	88-03	MBTX9U	175	SL175 Motosport	70-72	MB5U
600	XL600R	83-87	MB3U	175	XL175	73-78	MBT6N6
600	XL600V Transalp	89-90	MB12U	160	CB160 Sport	65-69	MB9U
550	CB550 Four, K, SS	74-78	MB12U	160	CL160 Scrambler	66-68	MB9U
550	CB550SC Nighthawk	83	MB12U	150	CRF150F	06-13	MBTZ7S
500	CB500 Four, Twin	71-76	MB12U	125	CB125S	81-82	MBT6N6
500	CB500X, F	13	MBTZ10S	125	CB125S	73-80	MBT6N6
500	CB500R	13	MBTZ10S	125	CL125A Scrambler(Twin)	67-69	***
500	CX500, C, D, T	78-82	MBTX14AU	125	CL125S Scrambler	73-75	MBT6N4
500	FT500 Ascot	82-83	MBTX14AU	125	CT125 Trail	77	MBT6N4
500	GB500	89-90	MB12U	125	MT125 Elsinore	74-76	MBT6N6
500	GL500, I Silver Wing	81-82	MBTX14AU	125	MX125	88-90	MBTX7U
500	VF500C V30 Magna	84-85	MB12U	125	SL125 Motosport	71-73	MBT6N6
500	VF500F Interceptor	84-86	MB12U	125	SS125A Super Sport	67-69	***
500	VT500C Shadow	83-86	MB12U	125	XL125	74-78	MBT6N4
500	VT500FT Ascot	83-84	MB12U	125	XL125S	79-84	MBT6N4
500	XL500R	82	MB3U	125	XL125S	85	MB2.5U
500	XL500S	79-81	MBT6N4	110	CT110 Trail	86	MBT6N4
450	CB450, SS	67-74	MB12U	110	CT110 Trail	80-84	MBT6N4
450	CB450SC Nighthawk, T	82-86	MB12U	110	C110	09-10	MBTZ7S
450	CL450 Scrambler	67-74	MB12U	100	CB100 Super Sport	70-72	MBT6N6
450	CM450A Hondamatic, E	82-83	MB12U	100	CL100, S Scrambler	70-73	MBT6N6
450	CMX450C Rebel	86-87	MB12U	100	SL100 Motosport	70-73	MBT6N6
450	CRF450X	05-13	MBTZ7S	100	XL100	77-78	MBT6N4
400	CB400A	78	MB12U	100	XL100	74-76	MBT6N6
400	CB400F CB-1	89-90	MBTX9U	100	XL100S	83-85	MBT6N4
400	CB400F Super Sport	75-77	MB12U	100	XL100S	81-82	MBT6N4
400	CB400T Hawk, Hawk II	78-81	MB12U	100	XL100S	79-80	MBT6N4
400	CB400TI Hawk I	78-79	MB9U	90	CA200 Honda 90 (C200 Touring 90)	63-66	MBT6N6
400	CM400 (All)	79-81	MB12U	90	CL90, L5HP Scrambler	67-70	***
360	CB360, G, T	74-76	MB12U	90	CM91 Honda 90 (C90M)	66-69	***
360	CJ360T	76-77	MB9U	90	CT200 Trail 90	64-66	***
360	CL360 Scrambler	74-75	MB12U	90	CT90 Trail	66-79	***
350	CB350 Super Sport Four	68-74	MB12U	90	EZ90 Cub	91-96	MBTZ7S
350	CL350 Scrambler	68-73	MB12U	90	S90 Super (CS90)	64-69	MBT6N6
350	SL350 Motosport	70-73	MB5U	90	SL90 Motosport	69	***
350	SL350 Motosport	69-70	MB12U	90	ST90 Trail Sport	73-75	***
350	XL350	74-78	MBT6N6	80	XL80S	83-85	MBT6N4
350	XL350R	84-85	MB3U	80	XL80S	80-82	MBT6N4
305	CA77 Dream Touring (late)	63-69	MB9U	75	XL75	77-79	MBT6N4
305	CB77 Super Hawk	61-68	MB9U	70	C70 Passport	82-83	MB5U
305	CL77 Scrambler	65-68	MB5U	70	C70 Passport	80-81	***
250	CA72 Dream Touring (late)	63-66	MB9U	70	C70M Honda	70-73	***
250	CB250 Nighthawk	91-09	MBTX7U	70	CL70 Scrambler	69-73	***
250	CB72 Hawk	61-66	MB9U	70	CT70	91-94	MBTX4U
250	CBR250R	11-13	MBTX7U	70	CT70 Trail	80-82	MBT6N4
250	CL72 Scrambler	62-65	MB5U	70	CT70 Trail	74-79	MBT6N4
250	CM250C Custom	82-83	MB9U	70	CT70 Trail, 70H	69-71	MBT6N2 - TBA
250	CMX250C Rebel	96-13	MBTX7U	70	CT70, 70H	72-73	MBT6N2 - TBA
250	CMX250C Rebel, LTD	85-87	MB9U	70	SL70 Motosport	73	MBT6N2 - TBA
250	CRF250X	04-13	MBTZ7S	70	SL70 Motosport	71-72	MBT6N2 - TBA
250	MT250 Elsinore	74-76	MBT6N6	70	XL70	74-76	MBT6N4
250	NX250	88-90	MBTX7U	65	S65 Sport (CS65)	65-69	MBT6N2 - TBA
250	VTR250 Interceptor VTR	88-90	MB9U	55	C, CA105T Trail	62-65	MBT6N2 - TBA
250	XL250	72-76	MBT6N6	50	C110, CA110	59-69	MBT6N2 - TBA
250	XL250R	82-87	MB3U	50	MB5	82	MB2.5U
250	XL250S	78-81	MBT6N4	50	NA50 Express II	80-81	MBT6N4
250	XR250L	91-96	MBTX4U	50	NA50 Express II	79	MBT6N2 - TBA
230	CFR230L, M	08-13	MBTZ7S	50	NC50 Express	80-83	MBT6N2 - TBA
230	CRF230F, L ('07)	03-13	MBTZ7S	50	NC50 Express	78-79	MBT6N2 - TBA
200	CB200, T	74-76	MB9U	50	NC50 Express	77	MBT6N2 - TBA
200	CL200 Scrambler	74	MB9U	50	NS50F	90	MB3U
200	CM200T Twinstar	81-82	MB9U	50	NU50 Urban Express	82-83	MB2.5U
200	CM200T Twinstar	80	***	50	NU50M Urban Express Deluxe	82-83	MBTX4U
200	TLR200 Reflex	86-87	MBTX4U	50	NX50M Express SR	81-82	MBTX4U
200	TR200 Fat Cat	87	MBTZ10S	50	Z50A (K1)	69-70	MBT6N2
200	TR200 Fat Cat	86	MBTX9U	50	ZB50	88	MBTX4U
200	XL200R	83-84	MB3U	HUSABERG			
185	CM185T Twinstar	78-79	***	*	All Electric Start Models	13	MBTZ7S
185	XL185S	79-83	MBT6N4	*	All Electric Start Models	04-12	MBTZ7S
175	CA175 Touring (CD175)	68-69	***	*	All Electric Start Models	97-03	MBTX9U
175	CA175 Touring (CD175K3)	69-70	***				



MOTORCYCLES

CC	Model	Year	MOTOBATT	CC	Model	Year	MOTOBATT
HUSQVARNA				KAWASAKI (Continued)			
900	NUDA900	13	MBTX12U	900	ZL900-A Eliminator	85-86	MBTX14AU
580	TE610E, SM610S	00-01	MBTX12U	900	Ninja GP2900R ZX900A1-A16	84-03	MBTX14AU
511	TE, TXC	-11	MBTZ7S	900	ZX900-B Ninja (ZX-9R)	94-97	MBTX12U
510	TC, TXC, TE, SMR	-10	MBTZ7S	900	ZX900-C Ninja (ZX-9R)	98-99	MBTX9U
450	TC, TXC, TE, SMR	-10	MBTZ7S	900	ZX900-E, F Ninja (ZX-9R)	00-03	MBTX9U
449	TE	-11	MBTZ7S	800	VN800-A, B, E Vulcan, Classic, Drifter	04-06	MBTX12U
400	TE410E	00-01	MBTX12U	800	VN800-A, B, C, E Vulcan, Classic, Drifter	95-03	MBTX12U
310	TC, TXC, TE, SMR	-10	MBTZ7S	750	H2 Series	72-75	MB5.5U
250	TE, TXC	-11	MBTZ7S	750	KZ750, LTD, CSR	76-79	MBTX14AU
HYOSUNG				750	KZ750-E, H, L LTD	80-83	MB12U
700	ST7	10-13	MBT14B4	750	KZ750-F LTD, Spectre	83	MBTX14AU
650	GT650, R, S	09-13	MBTX12U	750	KZ750-L Ninja	93	MBTX9U
650	GV650, SE	09-13	MBT14B4	750	KZ750-R GP	82	MB12U
250	GT250, R	09-13	MBTX12U	750	VN750-A Vulcan	86-06	MBTX14AU
250	GV250	09-13	MBTX9U	750	ZN750-A LTD	84-85	MBTX14AU
INDIAN				750	ZR-7, S	00-03	MBTX12U
1638	1638 Chief	02-03	MBTX24U	750	ZR750 (Z750S)	05-06	MBTX9U
1442	1442 Scout, Spirit	02-03	MBTX20U	750	ZR750-C Zephyr	91-94	MBTX12U
	All Models	99-01	MBTX20U	750	ZX750-E Turbo, GPz	83-85	MBTX14AU
KAWASAKI				750	ZX750-F Ninja	87-90	MBTX14AU
2000	VN2000-A Vulcan	04-12	MBTX16U	750	ZX750-H Ninja ZX-7	90	MB12U
1700	VN1700 Voyager, Nomad, Vaquero	09-13	MBTX16U	750	ZX750-H Ninja ZX-7	89	MBTX14AU
1600	VN1600-A Vulcan Classic, D, Nomad	03-09	MBTX16U	750	ZX750-H Ninja ZX-7	91-95	MBTX12U
1600	VN1600-B Vulcan Mean Streak	04-09	MBTX16U	750	ZX750 Ninja ZX, 7RR	91-97	MBTX9U
1500	VN1500 Vulcan 88, SE	87-98	MBTX24U	750	ZX750-P Ninja ZX-7R	96-03	MBTX12U
1500	VN1500-C Vulcan L	96-97	MBTX24U	750	Z750 (EU)	09-13	MBTX9U
1500	VN1500-G, J, L, R, Vulcan Nomad, Drifter	99-05	MBTX16U	700	KZ700-A	84	MB12U
1500	VN1500-D, E, N Vulcan Classic	96-09	MBTX16U	700	VN700-A Vulcan	85	MBTX14AU
1500	VN1500-P Vulcan Mean Streak	02-03	MBTX16U	700	ZN700-A LTD	84-85	MBTX14AU
1400	Ninja ZX-14	06-13	MBTX12U	650	ER6n	09-12	MBTX12U
1400	ZG1400 Concours	08-13	MBTX12U	650	KL650-A, E, KLR	87-13	MBTX14AU
1300	KZ1300 Touring	79-82	MBTX24U	650	KL650-B Tengai	90-91	MBTX14AU
1300	ZN1300-A Voyager	83-88	MBTX30U	650	KLE650 Versys	08-13	MBTX12U
1200	ZG1200 Voyager XII	86-03	MBTX24U	650	KLX650C, R	93-96	MBTX9U
1200	ZRX1200R	01-05	MBTX12U	650	KZ650 SR, LTD, Custom	77-80	MB10U
1200	ZRX1200 DAEG	09-13	MBTX12U	650	KZ650-H CSR	81-83	MB12U
1200	Ninja ZX-12R	00-05	MBTX12U	650	Ninja 650R	06-13	MBTX12U
1200	ZZR1200	02-05	MBTX12U	650	W Series	66-70	MB9U
1100	KZ1100-A, LTD	81-83	MBTX20U	650	W650	00-02	MBTX12U
1100	KZ1100-B GP	82	MBTX20U	636	ZX636-B, C Ninja ZX-6R	03-06	MBTX9U
1100	KZ1100-B GP	81	MBTX20U	600	KL600-A KLR	84	MBTX4U
1100	ZN1100-B LTD	84-85	MBTX14AU	600	KL600-B KLR	85-86	MBTX14AU
1100	ZR1100	92-95	MBTX16U	600	ZL600 (All)	86-97	MB12U
1100	ZRX1100	99-00	MBTX12U	600	ZX600-A, B, C, D Ninja	85-96	MB12U
1100	ZX1100-A GPz	83-84	MBTX20U	600	ZX600-FA Ninja ZX-6R	08-13	MBTX9U
1100	ZX1100-C Ninja ZX-11	90-93	MBTX14AU	600	ZX600-E, F Ninja ZX-6, 6R	93-02	MBTX12U
1100	ZX1100-D Ninja ZX-11(CN)	93-94	MBTX12U	600	ZX600-G, J Ninja ZX-6R	98-08	MBTX9U
1100	ZX1100-D Ninja ZX-11	95-01	MBTX12U	600	ZX600-K, M, N Ninja ZX-6RR	03-06	MBTX9U
1100	ZX1100-E (GPz1100)	95-97	MBTX12U	600	ZZR600	05-09	MBTX9U
1000	KZ1000-P Police	02-03/05	MBTX20U	600	ZZR600	02-04	MBTX12U
1000	KZ1000-P Police	82-01	MBTX20U	550	KZ550, LTD, GP	80-83	MB12U
1000	KZ1000-C Police	80-81	MBTX20U	550	KZ550-F LTD	84	MB12U
1000	KZ1000-C Police, Z1-R	78-79	MBTX14AU	550	KZ550-F Spectre	83	MB12U
1000	KZ1000, LTD	77-80	MBTX14AU	550	KZ550-H GP	82-83	MB12U
1000	KZ1000-E ST, Shaft	79-80	MBTX20U	550	ZR550-B Zephyr	90-92	MB12U
1000	KZ1000-G Classic	80	MBTX14AU	550	ZX550-A GPz	84-86	MB12U
1000	KZ1000, LTD, CSR	81-83	MBTX20U	500	EN500-A Vulcan	90-96	MB12U
1000	KZ1000-R Replica	82-83	MBTX20U	500	EN500-C Vulcan LTD	96-10	MB12U
1000	Z1000	03-13	MBTX9U	500	EX500-A	87-93	MBTX14AU
1000	ZG1000-A Concours	86-06	MBTX20U	500	EX500-D Ninja 500	94-10	MBTX14AU
1000	ZL1000-A	87	MBTX14AU	500	H1 Series	73-75	MB9U
1000	ZX10R	86-90	MBTX14AU	500	H1 Series	69-72	MB9U
1000	ZX10R	11-13	MBTZ7S	500	KH500-A	76	MB9U
1000	ZX10R ABS	11-13	MBTZ10S	450	EN450-A 454 LTD	85-90	MB12U
1000	ZX1000-A Ninja 1000R, GPZ1000RX	86-87	MBTX14AU	450	KLX450R	08-10	MBTZ7S
1000	ZX1000-B Ninja ZX10	88-89	MBTX14AU	440	KZ440 (All) 400 KH400-A	80-83	MB12U
1000	ZX1000-C Ninja ZX-10R	04-10	MBT12B-4	400	KH400-A	76-78	MB5.5U
1000	Ninja 1000	11-13	MBTX9U	400	KLX400R, KLX400SR	03	MB7U
900	KZ900, LTD	76-77	MB10U	400	KZ400 Deluxe	77-79	MB12U
900	Vulcan 900 Classic	06-13	MBTX12U	400	KZ400-C	78	MB5.5U
900	Z900 (Z1 Series)	72-76	MBTX14AU	400	KZ400-D, H	74-79	MB12U
				400	KZ400-aS	75-77	MB5.5U
				400	S3 Series	74-75	MB5.5U



MOTORCYCLES

CC	Model	Year	MOTOBATT	CC	Model	Year	MOTOBATT
KAWASAKI (Continued)				KTM (Continued)			
350	A7 Series	66-71	MB9U	520	E/XC, M/XC Racing 4-Stroke	00-02	MBTX4U
350	F5 Series	70-71	MBT6N2 - TBA	520	E/XC, M/XC Racing 4-Stroke (Opt)	00-02	MBTZ7S
350	F9 Series	73-75	MBT6N4	450	EXC Racing	03-05	MBTZ7S
350	F9 Series	72	MBT6N2 - TBA	450	EXC Racing	05-13	MBTZ7S
350	S2 Series	72-73	MB5.5U	450	SX-F, XC-F, XC-W	09-10	MBTZ7S
305	EX305-B GP	83	MB9U	450	SX-F	11-13	MBTX4U
305	KZ305 CSR, LTD	81-88	MB10U	450	450SMR	09-12	MBTZ7S
250	EX250, Ninja 250R	08	MBTZ10S	450	450SMR	13	MBTX4U
250	EX250, Ninja 250R	09-13	MBTX9U	400	EXC Racing	05-11	MBTZ7S
250	A1 Series	66-71	MB9U	400	EXC Racing	03-05	MBTZ7S
250	EL250, HS	88-93	MB9U	400	XC-W	09-10	MBTZ7S
250	EX250 Ninja	95-07	MBTX7U	400	E/XC Racing 4-Stroke	00-02	MBTX4U
250	EX250 Ninja	86-94	MB9U	400	E/XC Racing 4-Stroke (Opt)	00-02	MBTZ7S
250	F4 Series	69-70	MB5.5U	400	LC4 E/XC	96-98	MBTX9U
250	F8 Series	71-72	MBT6N2 - TBA	400	RXC LC4	96-01	MBTX9U
250	F11 Series	73-75	MBT6N4	350	XC-F	11-12	MBTZ7S
250	KE250-B	77-79	MBT6N6	350	SX-F	11-13	MBTX4U
250	KH250-A	76	MB5.5U	350	EXC-F	13	MBTX4U
250	KL250 Super Sherpa	00-10	MBTX7U	350	Freeride	13	MBTZ7S
250	KL250	78-84	MBT6N6	300	XC, XC-W, EXC-F	11-13	MBTX4U
250	KL250-D KLR	85-05	MBTX4U	250	EXC, Racing	05-10	MBTZ7S
250	KLX250S, SF	06-13	MBTX7U	250	EXC, Racing	03-05	MBTZ7S
250	KZ250 CSR, LTD	80-83	MB10U	250	EXF	05-10	MBTZ7S
250	S1 Series	73-75	MB5.5U	250	XC, EXC, XC-W	11-12	MBTX4U
200	KZ200-A	78-79	MB10U	250	EXC-F, XC-W, XCF-W	11-12	MBTZ7S
175	F7 Series	71-75	MBT6N4	250	SX-F, EXC, EXC-F	13	MBTX4U
175	KE175-B	76-78	MBT6N6	200	Duke	13	MBTX9U
125	BN125 Eliminator	01-10	MB9U	125	Duke	13	MBTX7U
125	F6 Series	71-73	MBT6N4	KYMCO			
125	KE125-A	76-83	MBT6N6	250	Venox250	09-10	MBTX9U
125	KS125 Series	74-75	MBT6N6	MOTO GUZZI			
120	C2SS RoadRunner	67-69	MBT6N4	1380	California	13	MBTX20U
120	C2TR RoadRunner	67-69	MBT6N4	1200	Norge	09-13	MBTX16U
100	G3SS Series	75	MBT6N4	1200	Sport, ABS	09-10	MBTX16U
100	G3TR Series	71	MBT6N4	1200	Breva 1200	09-10	MBTX16U
100	G4TR Series	73-75	MBT6N4	1200	Stervio	09-13	MBTX16U
100	G4TR Series	70-72	MBT6N2 - TBA	1200	1200 Sport	09-13	MBTX16U
100	G5 Series	74-75	MBT6N4	1100	1100 California (CA only)	03-05	MBTX12U
100	G5 Series	72-73	MBT6N4	1100	1100 California, Special, Jackal, Breva, Griso	05-13	MBTX16U
100	KE 100-A	79-81	MBT6N6	1100	Stone, EV	94-05	MBTX30U
100	KE 100-A	76-78	MBT6N4	1100	Quota 1100 ES	99-02	MBTX12U
100	KE 100-B	82-01	MBT6N6	1100	Sport 1100i	97-99	MBTX12U
100	KH 100-B	76-77	MBT6N4	1100	V11 Bassa	99-00	MBTX30U
100	KM 100-A	79-81	MBT6N6	1100	V11 EV	98-99	MBTX30U
100	KM100-A	76-78	MBT6N4	1100	V11 Le Mans, Sport	99-05	MBTX12U
100	KV100-A	76	MBT6N4	1064	California Classic, Vintage	-12	MBTX20U
90	G3SS Series	73-74	MBT6N4	1000	California III	89-93	MBTX30U
90	G3SS Series	69-72	MBT6N4	1000	Convert	*	MBTX30U
90	G3TR Series	69-70	MBT6N4	1000	Daytona	*	MBTX30U
90	MC1 Series	73-75	MBT6N4	1000	Le Mans	*	MBTX30U
KTM				1000	Mille	*	MBTX30U
1090	RC8	09-13	MBTX9U	1000	1000NT	*	MBTX30U
1090	Adventure	13	MBTX9U	1000	Quota	*	MBTX30U
990	Super Duke	03-13	MBTX9U	1000	V10 Centauro Sport, GT	99-End	MBTX12U
990	Supermoto, SM R	09-13	MBTX9U	936	Bellagio	-10	MBTX20U
990	Adventure	03-13	MBTX9U	850	Le Man	*	MBTX30U
950	Superenduro	09-11	MBTX9U	850	T3, T4, T5	*	MBTX30U
690	Duke	09-12	MBTZ10S	750	Breva 750	04-10	MBTX14AU
690	Duke	13	MBTX9U	750	V7 Classic	09-11	MBTX12U
690	Supermoto, SM R	09-13	MBTZ10S	750	Nevada	*	MBTX20U
690	Enduro R	09-13	MBTZ10S	750	Nevada 750 Classic	-10	MBTX14AU
640	Adventurer, Duke, RXC LC4 Super Moto	99-02	MBTX9U	750	NTX	*	MBTX20U
640	Duke II, LC4, Adventure	03-08	MBTZ10S	750	Strada	*	MBTX20U
625	SMC, SXC	03-09	MBTZ10S	750	V7	*	MBTX30U
620	Adventure, Duke, LC4	96-98	MBTX9U	750	V7	12-13	MBTX12U
530	EXC, Racing	03-05	MBTZ7S	750	V75	*	MBTX20U
530	EXC, Racing	05-12	MBTZ7S	650	NTX	*	MBTX20U
530	XC-W	09-12	MBTZ7S	650	V65	*	MBTX30U
525	EXC Racing	03	MBTZ7S	650	V65 Florida	*	MBTX20U
525	MX Desert Racing	03	MBTZ7S	500	Falcone	*	*
525	MXC Racing	00	MBTZ7S	500	Falcone u.t.	*	MBTX20U
				500	V50	*	MBTX30U
				MuZ			
				660	Skorpion	95-01	MB9U
				125	All Models	All	MB9U



MOTORCYCLES

CC	Model	Year	MOTOBATT	CC	Model	Year	MOTOBATT
MV AGUSTA				SUZUKI (Continued)			
1000	F4	05-13	MBTZ10S	1000	DL1000 V-Strom	02-13	MBTX12U
1000	Brutale 1078RR	09-13	MBTZ10S	1000	GS1000	78-82	MBTX14AU
910	Brutale	06-09	MBTZ10S	1000	GSX-R1000	01-04	MBTX12U
800	Brutale	13	MBTZ10S	1000	GSX-R1000	05-13	MBTX9U
750	F4, Brutale	00-08	MBTZ10S	1000	SV1000, S	03-07	MBTX12U
675	F3, Brutale	13	MBTZ10S	1000	TL1000R	98-03	MBTX9U
NORTON				1000	TL1000S	97-01	MBTX12U
850	Commando, Commando (75)	*	MBTX14AU	900	RF900, R, S, ZS	94-97	MBTX9U
750	Ranger Commando	*	MB9U	850	GS850G, GL	79-83	MBTX14AU
350	Navigator	*	*	800	VL800 Intruder Volusia, Boulevard C50, T, M50	01-13	MBTX12U
PIAGGIO (also see Scooter)				800	VS800 GL, S Intruder, Boulevard S50	92-12	MB16U
*	APE CAR, MP, MPR, P602	*	MBTX30U	800	VX800	90-93	MB16U
*	Ape 50FL	93	MB9U	800	VZ800 Marauder	97-08	MBTX12U
*	Boxer, Bravo, Ciao	*	*	750	GS750, Katana	77-83	MBTX14AU
*	Cosa 2	*	MB9U	750	GSX750F Katana	98-06	MBTX9U
*	Cosa CLX 125 (c/avv.)	*	MB9U	750	GSX750F Katana	89-97	MBTX14AU
*	Cosa CLX 150(c/avv.)	*	MB9U	750	GSX-R750	00-13	MBTX9U
*	Cosa CLX 200(c/avv.)	*	MB9U	750	GSX-R750	96-99	MBTX9U
*	Free	*	MBTX4U	750	GSX-R750	86-92	MBTX14AU
*	Hexagon 125/150	*	MB9U	750	GSXR750W	94-95	MBTX9U
*	NRG 50	*	MBTX4U	750	GSXR750W	93	MBTX12U
*	P125ETES, P125TS	*	MB9U	750	GT750 LeMans	72-77	MBTX14AU
*	P200E (c/avv.)	*	MB9U	750	VS750GLP Intruder	88-91	MB16U
*	PK50, PK50-C.A., PK50N, PK50XL	*	MB9U	700	GS700E, GS700ES	85	MBTX14AU
*	PK80S-C.A.	*	MB9U	700	GV700GL Madura	85	MBTX14AU
*	PK125FL, PK125SS, PK125XL	*	MB9U	700	VS700GL Intruder	85-87	MB16U
*	PX125	*	MB9U	650	DL650 V-Strom	04-13	MBTX12U
*	PX125, PX80E, AREC	*	MB5.5U	650	DR650S ER,ES	94-95	MBTX12U
*	PX125, PX80E-ARC	*	MB9U	650	DR650S N, P	92-93	MBTX4U
*	PX125TS	*	MB9U	650	DR650S	90-91	MB5U
*	PX150E	*	MB9U	650	DR650SE	98-13	MBTX9U
*	PX150E-ARC	*	MB9U	650	DR650SE (CN)	96-97	MBTX9U
*	PX200-ARC	*	MB9U	650	DR650SE	96-97	MB10U
*	PX200E-ARC	*	MB5.5U	650	GR650 Tempter, X	83	MBTX14AU
*	PX200GS	*	MB9U	650	GS650E	81-82	MB10U
*	Quartz, Sactto, Sfera 50, Sfera 80, Skipper 125/150	*	MBTX4U	650	GS650 (All)	81-83	MBTX14AU
*	Vespa 50 Elestart	*	*	650	GSX650F	08-11	MBTX9U
*	Vespa 125 Sprint	*	*	650	LS650 Savage, S40	86-13	MBTX14AU
*	Vespa 150 GL	*	*	650	SV650	99-02	MBTX9U
*	Vespa PK 50 FL / FL2 (c/avv.)	*	MB9U	650	SV650, A, SA	03-10	MBTX9U
*	Zip-Zip (Fast Rider)	*	MBTX4U	650	SV650, S	08-13	MBTX12U
PUCH				650	SFV650 Gladius	09-11	MBTX9U
*	Cobra 80	*	*	650	XN85 Turbo	83	MBTX14AU
*	Cobra GTL, Daytona N50, Monza	*	*	600	GSF600S Bandit	96-03	MBTX9U
*	Lido SL50, Lido Vario	*	MBTX4U	600	GSX-R600	97-13	MBTX9U
*	Monza GP, Monza GX, Monza X	*	*	600	GSX-R600W	92-93	MBTX9U
ROYAL ENFIELD				600	GSX600F Katana	98-06	MBTX9U
500	All Kick-start Models	95-99	MB9U	600	GSX600F Katana	88-97	MB10U
500	All Kick-start Models	00-03	MB5U	600	SP600	85	MB5U
500	All Electric Start Models	00-03	MBTX14AU	600	RF600R, S	94-96	MBTX9U
350	All Kick-start Models	95-99	MB9U	550	GS550E, L, M, TX	77-82	MB10U
350	All Kick-start Models	00-03	MB5U	550	GS550E, ES, L	83-86	MB10U
350	All Electric Start Models	00-03	MBTX14AU	550	GT550 Indy	72-77	MB10U
SUZUKI				500	GS500, F	01-11	MB10U
1800	VZR1800 (M109R)	06-13	MBTX16U	500	GS500E	89-00	MB10U
1800	VLR1800 (C109R)	08-12	MBTX16U	500	GT500 Titan	76-77	MB9U
1600	Marauder, Boulevard M95	04-05	MBTX16U	500	SP500	81-83	*
1500	VL1500 Intruder, Boulevard C90	98-11	MBTX16U	500	TS00 Titan	68-75	MB9U
1500	VZ1500 Boulevard M90	09-13	MBTX16U	450	GS450	83-88	MBTX12U
1400	GV1400GC, D, T Cavalcade	86-88	MBTX24U	450	GS450	80-82	MB10U
1400	VS1400GL Intruder, GLP,S83	87-11	MBTX16U	425	GS425, GS425E, L	79	MB10U
1300	GSX1300BK B-King	08-11	MBTX12U	400	DR-Z400, E, S, SM	00-13	MB7U
1300	GSX1300R Hayabusa	99-07	MBTX9U	400	GN400T, X	80-82	*
1300	GSX1300R, Z Hayabusa	08-13	MBTX12U	400	GS400	77-78	MB10U
1250	GSF1250S, A Bandit, FA	07-13	MBTX9U	400	GS400X	77-78	MB9U
1200	GSF1200, S Bandit	97-05	MBTX12U	400	GSF400 Bandit	91-93	MBTX9U
1200	GV1200GL Madura	85-86	MBTX14AU	400	SP400	80	*
1150	GS1150E, S	83-86	MBTX14AU	400	TS400 Apache	76-77	*
1100	GSX1100S, Katana	81-01	MBTX14AU	400	TS00 Apache	72-75	MB5U
1100	GS1100E,S	80-83	MBTX14AU	380	GT380 Sebring	72-77	MB9U
1100	GS1100G, K, L, Katana	82-84	MBTX14AU	370	SP370	78-79	*
1100	GSX-R1100	86-92	MBTX14AU	350	DR350S	90-96	MBTX4U
1100	GSX-R1100W	93-98	MBTX12U	350	DR350SE	94-99	MBTX7U
1100	GSX1100F Katana	88-93	MBTX14AU	350	T350 Series	79	MB5U
1100	GSX1100G	91-93	MBTX12U	305	Scramble TC305	69	MB5U
				305	T305	69	MB5U
				300	GS300L	82-85	MBTX12U
				250	DR250S	90-92	MBTX4U
				250	DR250S EP, ER, ES	93-95	MBTX7U
				250	DR-Z250	01-07	MBTZ7S
				250	GN250	82-88	MB10U
				250	GS250T	80-81	MB10U
				250	GT250 Hustler	73-77	MB5U
				250	GZ250	99-12	MBTX7U



MOTORCYCLES

CC	Model	Year	MOTOBATT	CC	Model	Year	MOTOBATT
SUZUKI (Continued)				TRIUMPH (Continued)			
250	Model T20	69	MB5U	800	Bonneville	01-05	MBTX12U
250	SP250	82-85	*	800	Speedmaster	03-05	MBTX12U
250	Scrambler TC250	69	MB5U	800	Tiger 800	11-13	MBTX12U
250	T250, T250-II, T250J, T250R	72	MB5U	750	Bonneville,Tiger	*	MB9U
250	TS250 Savage	73-81	*	750	T150 Trident	*	MB9U
250	TS250 Savage	69-72	*	750	All Other Models	93-97	MBTX14AU
250	TU250X	09-13	MBTX7U	675	Daytona 675, R	06-07	MB7U
200	DR200SE	96-13	MBTX7U	675	Daytona 675, R	08-13	MBTX9U
200	SP200	86-88	MBTX4U	675	Street Triple, R	09-13	MBTX9U
200	T200, TC200	*	MB5U	650	T120 Bonneville	*	MB9U
185	GT185 Adventurer	73-77	MB10U	600	600 (12V)	*	*
185	TC185 Ranger	74-77	MB10U	600	6T, T20B	*	*
185	TS185 Sierra	77-81	*	600	Daytona 600/650, Speed Four	03-05	MBTX9U
185	TS185 Sierra	71-76	MBT6N4	600	TT600	00-03	MBTX12U
125	DR125, SE, SES	94-96	MBTX7U	500	500 (12V)	*	*
125	GN125, E	91-96	MB9U	500	5TA, TR5A/R	*	*
125	GN125, E	82-83	MB9U	350	350 (6V)	*	*
125	RV125 SE, R	94	MBTX7U	350	350 (12V)	*	*
125	RV125 Tracker	73-77	MBT6N4	350	350 3TA, Twenty One	*	*
125	SP125	86-88	MBT6N4	250	Tigress (6V)	*	*
125	SP125	82-83	*	250	Tigress (12V)	*	*
125	TC125 Prospector	73-77	*	200	Tiger	*	*
125	TS125 Duster	71-81	*	183	Tigress	*	*
120	B120P	*	MBT6N4	VICTORY			
120	TC120, TC120-II, TC120R	71	*	1731 (106)	Vegas, Jackpot, Hammer, Ness, Vision	08-13	MBTX20U
105	B105P	*	MBT6N4	1634 (100)	Vegas, Kingpin, Hammer (-08)	06-10	MBTX20U
100	A100 Go-fer	76-77	MBT6N4	1507 (92)	Vegas, Kingpin, Hammer	03-05	MBTX20U
100	A100 Go-fer	69	MBT6N4	1507	V92TC Touring Cruiser	02-06	MBTX20U
100	B100P	*	MBT6N4	1507	V925S Sport Cruiser	00-01	MBTX20U
100	SP100	83	*	1507	V92C, DC Classic, Deluxe Cruiser	98-04	MBTX20U
100	Scrambler AC100	69	MBT6N4	YAMAHA			
100	Sport AS100	69	MBT6N4	1854	Roadliner, Raider, Stratoliner	06-13	MBT14B4
100	TC100 Blazer	73-77	MBT6N4	1700	VMAX	09-13	MBTX9U
100	TS100 Honcho	78-81	*	1700	XV17AT Road Star, Silverado	04-07	MBTX20U
100	TS100 Honcho	73-77	MBT6N4	1700	XV17P Road Star Warrior	02-08	MBT14B4
90	RV90 Rover	73-77	*	1700	XV17AT Road Star, Silverado	08-13	MBT14B4
90	RV90 Rover	72	*	1700	MT-01(EU)	05-12	MBT14B4
90	TC90	*	MBT6N4	1600	XV1600 Road Star	99-03	MBTX20U
90	TC90J, TC90R	*	*	1300	FJR1300,A	03-13	MBT14B4
90	Model K10, Model K10P	68	MBT6N4	1300	XVZ13 Royal Star / Venture (All)	96-12	MBTX20U
80	Sport 80 (Models K11 & 11P)	68	MBT6N4	1300	XV13 Venture / Royale	86-93	MBTX24U
80	Trail 80 (Models K15 & K15P)	68	MBT6N4	1300	XJR1300 (EU)	07-13	MBTX9U
75	TS75 Colt	75-77	MBT6N4	1300	XVS13AY V Star 1300, Stryker	09-13	MBTX20U
70	DR-Z70	08-09	MBT4BB	1200	FJ1200 (All)	91-93	MBTX12U
55	Model 31	68	*	1200	FJ1200	86-90	MBTX14AU
50	AC50, ASS0	71	MBT6N4	1200	VMX12 V-Max	85-07	MB16AU
50	OR50	79-80	*	1200	XVZ12 Venture / Royale	83-85	MBTX24U
50	Sport 50 (Model M12)	68	MBT6N4	1200	XT1200Z Super Tenere	11-13	MBTX9U
50	TS50	74	MBT6N4	1100	FJ1100	84-85	MBTX14AU
TRIUMPH				1100	XJ1100 Maxim	82	MBTX24U
2300	Rocket III	03-13	MBTX20U	1100	XS1100 (All)	78-81	MBTX24U
1600	Thunderbird	10-13	MBTX20U	1100	XV1100 Virago (All)	86-99	MBTX24U
1200	Trophy	00-04	MBTX12U	1100	XVS1100 V-Star (All)	99-10	MBT14B4
1200	All Other Models	93-99	MBTX14AU	1000	FZR1000	91-95	MBTX12U
1050	Speed Triple	05-13	MBTX12U	1000	FZR1000	87-90	MBTX14AU
1050	Sprint ST	05-10	MBTX12U	1000	FZS1000 FZ1	06-13	MBTX9U
1050	Tiger	07-13	MBTX12U	1000	FZS1000 FZ1	01-05	MBT14B4
1000	Daytona	92-93	MBTX14AU	1000	GTS1000	93-94	MBTX12U
955	Daytona 955i,Speed Triple,Sprint ST	99-04	MBTX12U	1000	XV1000 Virago	84-85	MBTX24U
955	Sprint RS	00-04	MBTX12U	1000	YZF-R1	98-03	MBT12B4
955	Tiger	02-06	MBTX12U	1000	YZF-R1	04-13	MBT210S
955	All Other Models	96-97	MBTX14AU	1000	YZF1000R	97-98	MBTX12U
900	Scrambler, Bonneville	06-07	MBTX12U	950	XVS95CT, Y V Star 950	09-12	MBTX9U
900	T90	*	*	920	XV920 Virago	82	MBTX24U
900	Tiger	99-01	MBTX12U	920	XV920M Midnight Virago	83	MBTX24U
900	Thrupton	03-08	MBTX12U	920	XV920R Virago	81-83	MBTX24U
900	Thunderbird	02-03	MBTX14AU	900	XJ900R Seca	83	MBTX14AU
900	All Other Models	91-01	MBTX14AU	900	TDM900 (EU)	02-13	MBT12B4
865	America	09-13	MBTX12U	850	TDM850	92-93	MBTX12U
865	Bonneville T100,SE	05-07	MBTX12U	850	TRX850	95-99	MBTX12U
865	Scrambler	05-07	MBTX12U	850	XS850 (All)	80-81	MBTX14AU
865	Bonneville T100,SE, FI	08-10	MBT12B4	800	FZ8	11-13	MBT210S
865	Scrambler	08-10	MBT12B4	750	FZ750, FZR750	85-88	MBTX14AU
865	Bonneville T100,SE, FI	11-13	MBTX12U	750	TX750	73-74	MBTX20U
865	Scrambler	11-13	MBTX12U	750	XJ750 Maxim	82-83	MBTX14AU
865	Speedmaster	09-13	MBTX12U	750	XJ750M Midnight Maxim	83	MBTX14AU
865	Thrupton	09-13	MBT12B4	750	XJ750R Seca	81-83	MBTX14AU
				750	XS750 (All)	77-79	MBTX14AU
				750	XV750 Virago (All)	81-96	MB16AU
				750	YZF750R	94-98	MBTX12U
				750	YZF-R7	99	MBT9B4



MOTORCYCLES

CC	Model	Year	MOTOBATT	CC	Model	Year	MOTOBATT
YAMAHA (Continued)				YAMAHA (Continued)			
700	FZ700, Fazer	86-87	MBTX14AU	225	TTR225	99-05	MB78B
700	XJ700 Maxim, XJ700X	85-86	MBTX14AU	225	XT225	01-07	MBTZ7S
700	XV700 Virago	84-87	MB16AU	225	XT225 Serow (Electric Start)	92-00	MBTX7U
660	TX660X, R, Z (EU)	04-13	MBT9B4	200	BW200E Big Wheel	86-88	***
660	MT-03 (EU)	06-13	MBT9B4	200	CS3B, CS3C	70-71	MB9U
650	TX650	74	MBTX14AU	200	CS5	72	MB9U
650	TX650	73	MB12U	200	RD200	74-76	MB9U
650	XJ650 (All)	80-83	MB12U	200	TW200	87-13	***
650	XS1	70-71	MB5.5U	200	XT200	82-83	MBT6N4
650	XS2	72	MB12U	200	YCS1	68	MB9U
650	XS650	75-83	MBTX14AU	185	SR185 Exciter	81-82	MB9U
650	XV650 V-Star (All)	98-13	MBT12B4	175	CT1, CT1B, CT1C 175 Enduro	69-71	MBT6N2
600	FJ600	84-85	MB12U	175	CT2, CT3 175 Enduro	72-73	MBT6N4
600	FZ6, R	05-13	MBT12B4	175	DT175 Enduro	78-81	MBT6N6
600	FZ600	86-88	MB12U	175	DT175 Enduro	74-76	MBT6N4
600	FZR600/R	89-99	MB12U	125	AS2C	69	MB5.5U
600	SRX600	86	MB5U	125	AT1E, AT1B, AT1C 125 Enduro	69-71	MB9U
600	XJ600S Seca II	92-98	MBTX9U	125	AT2, AT3 125 Enduro	72-73	MB9U
600	XT600	84-89	MB5U	125	DT125 Enduro	74-81	MB9U
600	XT600E	90-95	MBTX9U	125	RD125	75-76	***
600	YX600 Radian	86-90	MB12U	125	TTR125E / LE Electric Start	03-07	MBTX4U
600	YZF-R6 (Excl. R6S)	06-13	MBTZ10S	125	XT125	82-83	MBT6N4
600	YZF-R6, R6S	01-07	MBT9B4	125	YA6	64-66	MB10U
600	YZF-R6	99-00	MBT12B4	125	YAS1/C	68	MB5.5U
600	YZF600R	95-07	MBTX12U	100	DT100 Enduro	77-83	MBT6N4
600	XJ6, Deversion (EU)	09-13	MBT12B4	100	DT100 Enduro	74-76	MBT6N4
550	XJ550 Maxim, R Seca	81-83	MB12U	100	LST, LSTA	69-70	MB9U
550	XT550	82-83	MB5U	100	LS2	72	***
550	XZ550R Vision	82-83	MBTX14AU	100	LT2, LT3 100 Enduro	72-73	MBT6N4
535	XV535 Virago	87-99	MB12U	100	RS100	75-76	MBT6N4
500	SR500	78-99	MB9U	100	YL2C / CM	68	MB9U
500	TX500	73-74	MBTX14AU	90	HS1, HS1B	70-71	MB5.5U
500	XS500	75-78	MBTX14AU	90	HT1, HT1B 90 Enduro	70-71	MBT6N2
500	XT500	76-81	MBT6N6	90	TTR90E Electric Start	03-07	MBT4BB
500	XV500 Virago	83	MB12U	80	DT80 Mini Enduro	81-83	MBT6N4
450	WR450F	03-07	MBTZ7S	80	G6S, G6SB	70-71	MBT6N4
400	DT400 Enduro	77-78	MBT6N6	80	G7S	72	MBT6N4
400	DT400 Enduro	75-76	MBT6N4	80	GT1 Mini Enduro	73	MBT6N4
400	FZR400 (All)	88-90	MB12U	80	GT80 Mini Enduro	74-80	MBT6N4
400	RD400	76-79	***	80	LB80 Chappy	76-78	MBT6N4
400	XS400 (All)	80-83	MB12U	80	YG1	62-66	MBT6N4
400	SR400	78-00	MB9U	80	YG5T, YG5S	68-69	MB9U
400	SR400	01-09	MBT4BB	60	JT2 Mini Enduro	72	***
400	SR400 (Fi)	10-13	MBT4BB	60	RD60	73-75	MBT6N4
360	DT360 Enduro	74	MBT6N4	50	DT50 Enduro	88-90	MBT6N4
360	RT1, RT1B 360 Enduro	70-71	MBT6N2	50	LB50P Chappy	78-82	MBT6N4
360	RT2, RT3 360 Enduro	72-73	MBT6N4	50	LC50 Champ	80-81	MBT6N4
360	XS360	76-78	MB12U	50	MJ50 Towner	82	MBT6N4
360	XS360-2	77	MB9U	50	QT50 Yamahopper	79-87	MBT6N4
350	BW350 Big Wheel	87-88	MBTX12U	50	RX50 Special	83-84	MBT6N4
350	R3	69	MB5U	50	TTR50E	06-07	MBT4BB
350	R5, R5B, R5C	70-72	***	50	YSR50	87-92	MBT6N4
350	RD350	73-75	***	SCOOTER			
350	RZ350	84-85	MB5.5U	CC	Model	Year	MOTOBATT
350	XT350	85-00	MB3U	APRILIA			
350	YR2 / C	68	MB5.5U	850	SRV850	12-13	MBTX12U
250	DS6B, DS6C	69-70	MB5U	500	Scarabeo	09-13	MBTX12U
250	DS7	72	***	300	Atlantic	-12	MB12U
250	DT1 250 Enduro	68	MBT6N2	250	Sport City	09-13	MBTX12U
250	DT1B, DT1C, DT1E 250 Enduro	69-71	MBT6N2	200	Scarabeo	09-13	MB12U
250	DT2 250 Enduro	72	MBT6N4	150	Mojito	09-10	MBTX7U
250	DT250 Enduro	77-79	MBT6N6	125	Sport City	08-13	MB9U
250	DT250 Enduro	74-76	MBT6N4	100	Scarabeo ST	09-13	MB9U
250	DT3 250 Enduro	73	MBT6N4	50	Sport City	08-13	MB9U
250	RD250	73-75	***	50	SR50	09-13	MB9U
250	SR250 Exciter	80-82	MB12U	BMW			
250	SRX 250	87	MB12U	650	C650GT	11-13	MBTX12U
250	TTR 250	99-06	MB7U	600	C600	11-13	MBTX9U
250	WR250X, R	08-13	MBTZ7S	E-TON			
250	WR250F	08-09	MBTZ7S	50	Beamer 50, Beamer III	00-12	MBTZ7S
250	WR250F	03-07	MBTZ7S	50	Matrix 50	-12	MBTZ7S
250	XT250	08-13	MBTZ7S	50	Sport 50	-12	MBTZ10S
250	XT250	84	MB3U	150	Sport 150	-12	MBTZ10S
250	XT250	80-83	MBT6N6	150	Matrix R4-150	-12	MBTX9U
250	XV250 Virago	95-03	MB10U	150	Beamer R4-150	-12	MBTX9U
250	XV250 Route 66	88-90	MB10U				
250	XV250YCR V Star 250	09-13	MB10U				
250	Tricker	-13	MBTZ7S				
250	XT250 Serow	05-13	MBTZ7S				
230	TTR230E	06-07	MBTZ7S				



SCOOTER

CC	Model	Year	MOTOBATT	CC	Model	Year	MOTOBATT
HONDA				PIAGGIO-VESPA			
600	FSC600 Silver Wing	02-13	MBTX9U	300	GTS300, GTV300	10-13	MBTX12U
250	CH250 Elite	85-90	MBTX12U	250	GTS250	10	MBTX12U
250	CN250 Helix	93-09	MBTX12U	250	GTV250	10	MBTX12U
250	CN250 Helix	86-87	MBTX12U	150	LX150	07	MB9U
250	NSS250 Reflex	01-09	MBTX9U	150	LX150 4T	-13	MBTX12U
250	PS250 Big Ruckus	05-08	MBTX9U	50	LX50	10-13	MB9U
250	SM250	09-13	MBTX9U	SYM			
150	CH150 Elite	87	MBTX9U	250	RV250	10-12	MBTX12U
150	CH150 Elite Deluxe	85-86	MB9U	200	HD200	10-13	MBTX9U
150	SH150	10-12	MBTX7U	125	HD125	10-11	MBTX9U
150	SH150	13	MBT7S	125	Fiddlell 125	10-11	MBTZ10S
150	FES150	11-13	MBTX9U	50	Fiddlell 50	10-12	MBTZ10S
150	PCX150	84	MBT7S	50	SYMply50	10-11	MBTZ10S
125	CH125 Elite	*	MB9U	50	MIO 50	10-13	MBTZ10S
125	FES125	84	MBTX9U	50	JetEuro 50	10-12	MBTZ7S
125	NH125 Aero	*	MB5U	50	RS50	10	MBTX4U
125	Pantheon 125		MBTX9U	SUZUKI			
125	PCX	10-13	MBTZ7S	650	AN650 Burgman	03-13	MBTX12U
125	SH125	10-12	MBTX7U	400	AN400 Burgman	03-13	MBTX9U
125	SH125	13	MBTZ7S	50	F50, F50R	71	MBT6N4
125	SH125	10-13	MBTX7U	50	FA50 Shuttle	80-91	***
110	NHX110 Elite	93-09	MBTZ7S	50	FS50, FZ50	79-83	MBT6N4
80	CH80 Elite	85	MBTZ7S	YAMAHA			
80	NH80 Aero	83-84	MB5U	530	T-Max	12-13	MBTX9U
80	NH80MD Aero	83-84	MB5U	500	XP500 T-Max	09-13	MBTZ10S
50	CHF50 Metropolitan, II, SP	02-13	MBTZ7S	400	YP400 Majesty	04-13	MBT9B4
50	NB50 Aero	85-87	MBTX4U	250	Morphous	06-07	MBTZ10S
50	NB50M Aero	83-84	MBTX4U	250	Maxam	-13	MBTZ10S
50	NN50MD Gyro	84	MBTX4U	200	XC200 Riva	87-91	MB10U
50	NPS50, S Ruckus	03-13	MBTZ7S	180	XC180 Riva	83-85	MB10U
50	NQ50 Spree, 50D SS	86-87	MBTX4U	125	XC125 Riva	85-01	***
50	NQ50 Spree	84-85	MBTX4U	125	YJ125T Vino 125	04-09	MBTZ10S
50	P50 Little Honda	67-68	MBT6N4	125	Zuma 125	09-13	MB7U
50	PA50I Moped, PA50II	78-83	MBT6N4	80	CV80 Riva	83-87	***
50	SA50 Elite LX, S, SR	88-01	MBTX4U	50	CA50 Riva	83-86	***
50	SB50 (All)	88-90	MBTX4U	50	CE50 Riva Jog	86-87	MBTX4U
50	SE50 Elite (All)	87	MBTX4U	50	CG50 Riva	88-91	MBTX4U
50	TG50 Gyro S (All)	85-86	MBTX4U	50	CV50 Riva	84	***
HYOSUNG				50	CW50 Zuma	89-90	MBTX4U
250	NS3-250	09-13	MBTX9U	50	CW50 Zuma II	97-01	MBTX4U
100	EZ100	All Years	MBTZ7S	50	CY50 Riva Jog	92-01	MBTX4U
50	SB50 Super Cab, SD50 Sense, SF50 Prima, Rally, Sense	All Years	MBTX4U	50	SH50 Riva Razz	87-01	MBTX4U
KYMCO				50	XC50 Vino Classic	06-13	MBTZ7S
500	Xciting 500i	09-13	MBTX12U	50	XF50W (C3)	07-13	MBTZ7S
400	Xciting 400i	09	MBTX12U	50	YW50A Zuma	02-13	MBTZ7S
300	Downtown 300	-13	MBTX9U	50	VOX	-13	MBTZ7S
300	People GT	-13	MBTX9U	50	JOG, ZR	-13	MBTZ7S
250	People 250	09-11	MBTX12U	UTILITY VEHICLE (UTV)			
250	Xciting 250i	10-11	MBTX12U	CC	Model	Year	MOTOBATT
200	People S 200	-11	MBTZ10S	ARCTIC CAT			
150	People S150	09-13	MBTZ10S	550	Prowler 550	-09	MBTX24U
150	Super 8 150	09-13	MBTZ10S	550	Prowler 550	10-13	MBTX30U
125	People S 125	09-10	MBTZ10S	650	Prowler 650	06-09	MBTX24U
125	Agility 125	-13	MBTZ7S	700	Prowler 700	-09	MBTX24U
50	Super 8	09-13	MBTZ10S	700	Prowler 700	10-13	MBTX30U
50	Super 9	09-10	MBTZ7S	1000	Prowler 1000	-13	MBTX30U
50	People	09-13	MBTZ7S	1000	Wildcat 1000, Wildcat 1000 LTD	-13	MBTX30U
50	People S 50	09-10	MBTZ10S	BRP (Can-Am)			
50	Agility 50	09-13	MBTZ10S	800	Commander 800	11-13	MBTX20U
PIAGGIO				1000	Commander 1000	11-13	MBTX20U
500	MP3 500	08-13	MBTX12U	HONDA			
400	MP3 400	08-13	MBTX12U	700	MUV700 Big Red	08-13	MBTX12U
250	MP3 250	08-13	MBTX12U	KAWASAKI			
500	BV500	08-13	MBTX12U	300	KAF300, Mule 500, 520, 550	*	MBTX14AU
460	X9	09	MBTX12U	400	KAF400, Mule 600, 610	05-13	MBTX14AU
250	BV250	08-11	MBTX12U	450	KAF450, Mule 1000	*	MBTX20U
150	FLY150	09-13	MB9U	540	KAF540, Mule 2010, 2020, 2030	*	MBTX20U
50	FLY 50	09-13	MB9U	620	KAF620, Mule 3010 4x4	03-07	MBTX20U
50	Typhoon	09	MB9U	620	KAF620, Mule 2500, 2510, 2520	*	MBTX20U
PIAGGIO-GILERA				620	KAF620, Mule 3000, 3010, 3020	*	MBTX20U
500	Fuoco 500ie	10-13	MBTX16U				
500	Nexus 500ie	10	MBTX14AU				
300	Nexus 300ie	10-11	MBTX12U				
200	Runner 200	10-12	MBTX12U				
125	Runner 125	10-12	MBTX12U				
50	SP50	10-13	MBTX4U				



UTILITY VEHICLE (UTV)				ALL TERRAIN VEHICLE (ATV)			
CC	Model	Year	MOTOBATT	CC	Model	Year	MOTOBATT
KAWASAKI (Continued)				BRP (Can-Am) (Continued)			
620	Mule 4000	-13	*	450	DS450	-13	MB7U
620	KAF620F, Mule 4010 4x4 (US)	-13	*	500	Traxter (All Models), Quest	99-05	MBTX20U
620	KAF620F, Mule 4010 4x4 (CN)	-13	MBTX20U	500	Traxter (All Models), Quest (Opt)	02-05	MBTX24U
620	Mule 4010 Trans 4x4, Diesel, Mule 4000	-13	*	500	Outlander, MAX, Renegade	-13	MBTX20U
750	Teryx All Models (US)	08-13	*	650	DS650	00-06	MBTX12U
750	Teryx All Models (CN)	08-13	MBTX12U	650	Quest	02-05	MBTX20U
950	KAF950, Mule 2510, 3010 Diesel	-10	*	650	Quest (Opt)	02-05	MBTX24U
KYMCO				E-TON			
500	UXV500	-13	MBTX20U	50	All Models	04-05	MBTZ7S
POLARIS				50	AXL, TXL, NXL, RXL	99-03	MBTX4U
170	Ranger RZR	-13	MBTX12U	70	Viper 70	-13	MBTZ7S
400	Ranger 400	11-13	MBTX14AU	90	All Models	04-13	MBTZ7S
425	Ranger 2x4	02-03	MBTX30U	90	AXL, TXL, NXL, RXL	99-03	MBTX4U
500	Ranger 6x6, 4x4	98-04	MBTX30U	90	DXL90 Sierra	99-03	MBTX4U
500	Ranger 4x4	04-10	MBTX30U	150	CXL150 Yukon II	00-13	MBTX9U
500	Ranger 4x4	11-13	MBTX14AU	150	YXL150 Yukon	00-03	MBTX9U
570	RZR 570, EPS	12-13	MBTX14AU	150	Viper150R	-13	MBTX9U
700	Ranger 6x6, 4x4	06-10	MBTX30U	250	Vector 250	-13	MBTX12U
800	Ranger RZR	09-13	MBTX20U	HONDA			
800	Ranger RZR 4	10-13	MBTX30U	90	TRX90X, EX	06-13	MBTZ7S
800	Ranger	10-13	MBTX30U	125	ATC125M	86-87	MBTX12U
900	Ranger RZR	11-13	MBTX30U	125	ATC125M	84-85	MB9U
900	Ranger Diesel	11-13	*	125	TRX125 Fourtrax	87-88	MBTX9U
900	Ranger XP	13	*	125	TRX125 Fourtrax	85-86	MB9U
SUZUKI				200	ATC200 Big Red	82-84	MBTX14AU
620	QUV620F	05	MBTX20U	200	ATC200M	84-85	MBTX14AU
YAMAHA				200	TRX200 Fourtrax	90-96	MBTX12U
	Rhino	All Years	MBU1-35	200	TRX200 Fourtrax	84	MBTX14AU
ALL TERRAIN VEHICLE (ATV)				200	TRX200SX Fourtrax	86-88	MBTX12U
CC	Model	Year	MOTOBATT	250	ATC250ES Big Red	85-87	MBTX12U
AEON (BENZAI)				250	ATC250SX	85-87	MBTX12U
50	Cobra/CX-Sport 50	All	MBTX4U	250	TRX250X, EX	01-13	MBTX9U
90	Cobra/CX-Sport 90	All	MBTX4U	250	TRX250 Fourtrax	85-87	MBTX12U
100	Cobra/CX-Sport 100	All	MBTX4U	250	TRX250 TE, TM, FourTrax Recon	97-13	MBTX12U
ARCTIC CAT				250	TRX250 Recon, ES	97-03	MBTX12U
50	DVX50	06-10	MBTZ7S	300	TRX300 Fourtrax	88-00	MBTX12U
90	All Models	-06	MBTX4U	300	TRX300X, EX	93-12	MBTX9U
90	90	-13	MBTZ7S	300	TRX300FW Fourtrax 4x4	88-00	MBTX12U
90	DVX90	06-13	MBTZ7S	350	FL350R Odyssey	85	MBTX12U
150	150	-13	MBTX9U	350	TRX350 Rancher	00-06	MBTX12U
250	All Models	-05	MBTX14AU	350	TRX350, D Fourtrax 4x4	86-89	MBTX12U
250	DVX250, 2x4	06	MBTX12U	400	FL400R Pilot	89-90	MBTX12U
250	250	-10	MBTX12U	400	TRX400 Rancher AT	04-06	MBTX12U
300	DVX300, Utility	09-13	MBTX12U	400	TRX400X, EX, Fourtrax, Sportrax	99-13	MBTX9U
300	All Models	All	MBTX14AU	400	TRX400FW Foreman	95-03	MBTX12U
366	366	08-12	MBTX14AU	420	TRX420 Fourtrax Rancher 4x4	-13	MBTX12U
400	All Models	All	MBTX14AU	450	TRX450 Fourtrax Foreman S, ES	98-04	MBTX12U
400	DVX400	All	MBTX9U	450	TRX450ER, TRX450R	06-13	MBTZ7S
400	TRV400	-10	MBTX14AU	500	TRX500FA Fourtrax Rubicon	01-11	MBTX12U
450	450, TRV	11-12	MBTX20U	500	TRX500FE, FM, TM Trax Foreman	05-11	MBTX12U
500	All Models	All	MBTX14AU	500	Four Trax Foreman ES, 4x4	05-09	MBTX12U
550	550, TRV, LTD, S	10-13	MBTX20U	500	TRX500FE, FPE, FM, FPM	11-13	MBYZ16H
650	4x4 Automatic	04-06	MBTX14AU	650	TRX650 Four Trax Rincon (Std.)	03-05	MBTX12U
650	650H1, TBX650, Mudpro	05-12	MBTX14AU	650	(Optional cold starting)	03-04	MBTX20U
700	700	06-08	MBTX14AU	680	TRX680FA Four Trax Rincon	06-13	MBTX20U
700	700, TRV, Mudpro, LTD, TBX, Diesel	09-13	MBTX20U	700	TRX700XX	08-13	MBTX9U
700	CORE, XT	13	MBTX20U	HYOSUNG			
1000	Thundercat	-10	MBTX20U	450	TE450S	-13	MBTX9U
1000	MudPro 1000H2, TRV, 1000i GT	10-13	MBTX20U	JOHN DEERE			
BRP (Can-Am)				*	All Models	All Years	MBTX20U
50	DS50, Quest	02-06	MBTX4U	KASEA			
70	DS70	-13	MBTX4U	50	Mini Skyhawk	All	MBTX4U
90	DS90, DS90F, Quest	02-13	MBTX4U	50	Skyhawk 50	All	MBTZ7S
200	Rally	02-06	MBTX14AU	65	KS, KU Models	All	MBTZ10S
250	DS250	06-13	MBTX12U	90	KS, KU Models	All	MBTZ10S
330	Outlander 330	04-05	MBTX12U	90	Skyhawk 90	All	MBTZ7S
400	Outlander 400	03-04	MBTX12U	125	KS, KU Models, Adventure Buggy	All	MBTZ10S
400	Outlander 400, XT, MAX	04-13	MBTX20U				



ALL TERRAIN VEHICLE (ATV)

CC	Model	Year	MOTOBATT	CC	Model	Year	MOTOBATT
KASEA (Continued)				POLARIS (Continued)			
150	Skyhawk 150, Adventure Buggy	All	MBTZ10S	330	Magnum, Trail	03-13	MBTX14AU
170	Skyhawk 170	All	MBTZ10S	335	Sportsman	98-01	MBTX14AU
250	Skyhawk 250	All	MBTZ10S	400	All Models	94-12	MBTX14AU
KAWASAKI				425	All Models	95-02	MBTX14AU
50	KFX50	07-13	MBTZ7S	450	Diesel .445 Litre (primary)	99-03	MBTX30U
80	KSF80-A (KFX80)	03-05	MBTZ7S	450	Diesel .445 Litre (secondary)	99-03	MBTX14AU
90	KFX90	07-13	MBTZ7S	450	Outlaw 450	07-10	MBTX9U
110	KLF110-B Mojave	87-88	MB9U	500	All Models (Excl. Predator, Sportsman)	99-12	MBTX14AU
185	KLF185-A Bayou	85-88	MB10U	500	Sportsman HO	96-13	MBTX14AU
200	KLT200-A, C	81-84	MB10U	500	Sportsman EFI	06-10	MBTX30U
200	KLT200-B, C	83	MB12U	500	Predator, Outlaw	03-06	MBTX9U
220	KLF220-A Bayou	88-02	MB10U	525	Outlaw 525	08-12	MBTX9U
220	KLF220-A Bayou (CN)	92-02	MBTX14AU	550	Sportsman	-09	MBTX20U
250	KLF250-A Bayou	03-12	MB10U	550	Sportsman Touring, XP, XP2	-09	MBTX20U
250	KLF250-A Bayou (CN)	03-05	MBTX14AU	550	Sportsman X2	10-12	MBTX20U
250	KLT250-A	82-83	MB12U	550	Sportsman Touring, X2	10	MBTX20U
250	KLT250-C Prairie	83	MB12U	550	Sportsman XP	10	MBTX14AU
250	KLT250-C Prairie	84-85	MB10U	550	Sportsman EPS, XP, X2, Touring	10-12	MBTX14AU
300	KEF300-A Lakota	95-00	MBTX14AU	600	Sportsman	04-05	MBTX30U
300	KEF300-A Lakota Sport	01-03	MBTX14AU	700	Sportsman, Military	02-08	MBTX30U
300	KEF300-B Lakota Sport	01-03	MBTX14AU	700	Sportsman	-10	MBTX30U
300	KLF300-A Bayou	86-87	MBTX20U	800	Sportsman, 6X6	05-13	MBTX30U
300	KLF300-B Bayou	88-04	MBTX14AU	800	Sportsman, 4X4	11-13	MBTX20U
300	KLF300-B Bayou (CN)	92-99	MBTX20U	850	Sportsman	-09	MBTX30U
300	KLF300-C Bayou 300 4x4	89-04	MBTX14AU	850	Sportsman	10-13	MBTX20U
300	KLF300-C Bayou 300 4x4 (CN)	92-05	MBTX20U	QIANJIANG			
300	KVF300-A Prairie 300,4x4	99-02	MBTX14AU	100	ATV100	All	MBTX4U
300	KVF300-A Prairie 300,4x4 (CN)	99-01	MBTX20U	50	ATV50	All	MBTX4U
300	KVF300-B Prairie 300,4x4	99-02	MBTX14AU	SUZUKI			
300	KVF300-B Prairie 300,4x4 (CN)	99-02	MBTX20U	50	LT-Z250 QuadSport	06-11	MBTZ7S
300	KVF300 Brute Force	-13	MBTX12U	80	LT80 QuadSport 80	87-06	MBTZ7S
360	KVF360 Prairie	-13	MBTX14AU	90	LT-Z90 QuadSport	07-11	MBTZ10S
400	KLF400-B Bayou 400 4x4	93-00	MBTX20U	160	LT160 E QuadRunner	89-94	MB9U
400	KSF40-A (KFX400)	03-06	MBTX9U	160	LT160 E QuadRunner	03-04	MB9U
400	KVF400-A Prairie 400 4x4	97-00	MBTX14AU	160	LT-F160 E QuadRunner	91-01	MB9U
400	KVF400-A Prairie 400 4x4 (CN)	97-00	MBTX20U	230	LT230E QuadRunner	87	*
400	KVF400-B Prairie 400 4x4	98-00	MBTX14AU	230	LT230E QuadRunner	88-93	MBTX12U
400	KVF400-B Prairie 400 4x4 (CN)	98-00	MBTX20U	230	LT230GE QuadRunner	85-86	MB10U
400	KVF400-C Prairie 400,4x4	99-02	MBTX14AU	230	LT-F230 QuadRunner	86-87	MB10U
400	KVF400-C Prairie 400,4x4 (CN)	99-02	MBTX12U	250	LT250EF QuadRunner	85-86	MBTX24U
400	KVF400-D Prairie 400,4x4	99-02	MBTX14AU	250	LT-4WD QuadRunner	87-99	MBTX14AU
400	KVF400-D Prairie 400,4x4 (CN)	99-01	MBTX12U	250	LT-4WD QuadRunner (Opt)	87-99	MBTX24U
450	KFX450R	08-13	MBTX7U	250	LT-F250 QuadRunner	88-01	MBTX14AU
650	4x4 Advantage Classic	02-03	MBTX12U	250	LT-F250 QuadRunner (Opt)	88-01	MBTX24U
650	KVF650 Brute Force	02-13	MBTX12U	250	LT-F250, Ozark	02-13	MBTX12U
700	KVF650-A, B, D Prairie 700, 4x4	04-06	MBTX12U	250	LT-F250F QuadRunner	99-02	MBTX14AU
700	KFX700	03-10	MBTX12U	250	LT-F250F QuadRunner (CN, Opt)	99-02	MBTX24U
700	KVF700-A, B, D Prairie 700, 4x4	04-06	MBTX12U	250	LT-Z250QuadSport	04-11	MBTX9U
750	KVF750 Brute Force	05-13	MBTX12U	280	LT-F4WDX KingQuad	91-99	MBTX14AU
KTM				280	LT-F4WDX KingQuad (CN, Opt)	91-99	MBTX24U
450	SX ATV	08-12	MBTZ7S	300	LT-F4WDX KingQuad	99-02	MBTX14AU
450	XC ATV	08-12	MBTZ7S	300	LT-F4WDX KingQuad (Opt)	99-02	MBTX24U
505	SX ATV	08-13	MBTZ7S	300	LT300E QuadRunner 300E	87-89	MBTX14AU
505	XC ATV	08-09	MBTZ7S	300	LT-F300F KingQuad	99-02	MBTX14AU
525	SC ATV	10-13	MBTZ7S	300	LT-F300F KingQuad (CN, Opt)	99-02	MBTX24U
KYMCO				400	LT-A400 Eiger 2WD, F Eiger 4WD	02-07	MBTX12U
50	Mongoose 50	All	MBTZ7S	400	LT-F400 Eiger 2WD, F Eiger 4WD	02-07	MBTX12U
90	Mongoose 90	All	MBTZ7S	400	LT-Z400 QuadSport	03-13	MBTX9U
150	MXU150	All	MBTX9U	400	LT-A400 King Quad	-13	MBTX12U
250	Mongoose, MXU	All	MBTX12U	450	LT-A450 King Quad	07-11	MBTX12U
300	MXU300SD	All	MBTX12U	450	LT-R450 QuadRacer	06-11	MBTZ10S
300	Mongoose 300	All	MBTX12U	500	LT-A500F QuadMaster	00-01	MBTX16U
450	Maxxer 450	-13	MBTX20U	500	LT-A500F Vinson 4WD	04-07	MBTX16U
500	MXU500	-13	MBTX20U	500	LT-A500F Vinson 4WD	02-03	MBTX16U
700	MXU700	-13	MBTX20U	500	LT-F500F Vinson Manual 4WD	04-07	MBTX16U
POLARIS				500	LT-F500F Vinson Manual 4WD	03	MBTX16U
50	Predator, Outlaw	04-13	MBTZ7S	500	LT-A500 King Quad	-13	MBTX16U
50	Scrambler	01-02	MBTX4U	700	LT-A700X King Quad	05-07	MBTX16U
50	Scrambler	03	MBTZ7S	700	LT-V700F Twin Peaks	04-05	MBTX12U
90	Predator, Sportsman, Outlaw	03-13	MBTZ7S	750	LT-A750 King Quad	07-13	MBTX16U
90	Scrambler, Sportsman	01-02	MBTX4U	YAMAHA			
200	Phoenix, Sawtooth	05-13	MBTX12U	50	YFM50 Raptor	04-09	MB9U
250	All Models	85-05	MBTX14AU	80	YFM80 Badger	85-01	MB9U
300	Hawkeye, Sportsman 300	06-10	MBTX14AU	80	YFM80 Grizzly	05-08	MB9U
325	All Models	87-02	MBTX14AU	80	YFM80R Raptor	02-08	MB9U
				90	YFM90R Raptor	09-13	MBTZ7S
				100	YFM100 Champ	87-91	MB9U



ALL TERRAIN VEHICLE (ATV)				PERSONAL WATERCRAFT (PWC)			
CC	Model	Year	MOTOBATT	CC	Model	Year	MOTOBATT
YAMAHA (Continued)				KAWASAKI (JET SKI) (Continued)			
125	YFA-1 Breeze	89-04	MB12U	750	JH750 B1-b3	93-95	MBTX20U
125	YFM125S, Grizzly	04-13	MB12U	750	JH750 E1, F2, G1, G2	95-99	MBTX20U
125	YFM12R, Raptor	11-13	MBT27S	750	JH750 SS, ST, Xi, XiR	92-99	MBTX20U
200	YFM200, DX Moto 4	85-89	MBTX14AU	750	JH750 ST, Zxi	95-97	MBTX20U
200	YTM200, E, ER Tri Moto	83-85	MBTX14AU	750	JH750 SX, ZX	92-95	MBTX20U
225	YFM225 Moto 4	86-88	MBTX14AU	750	JS750 SXi, SXi Pro	95-02	MBTX20U
225	YTM225DR, DX Tri-Moto	83-86	MBTX14AU	750	JT750 STS, STX	96-98	MBTX20U
230	YFU-1/T Pro-Hauler	89	MBTX14AU	800	JS800 SX-R	03-13	MBTX20U
250	YFB250, F Timber Wolf	92-00	MB12U	900	JH900 Zxi	95-97	MBTX20U
250	YFM25 Bear Tracker	99-04	MBTX14AU	900	JT900 STS, STX	97-05	MBTX20U
250	YFM250 Moto 4	89-91	MBTX14AU	1100	JH1100 Zxi	96-03	MBTX20U
250	YFM250 Big Bear	07-10	MBTX14AU	1100	JH1100-B Ultra 130	01-04	MBTX20U
250	YFM25B Bruin	05-06	MBTX14AU	1100	JT1100 STX	97-03	MBTX20U
250	YFM25R Raptor	08-13	MBT27S	1200	JH1200-A, B Ultra 150	99-05	MBTX20U
300	Grizzly 300 Automatic	11-13	MBTX12U	1200	JT1200-A-B, C, STX-R, STX-12F	02-07	MBTX20U
350	YFM35B Bruin	04-06	MBTX14AU	1500	JT1500-A, STX, STX-15F	04-13	MBTX20U
350	YFM35ER Moto 4	87-95	MBTX14AU	1500	JT1500B, C, 250X, Ultra LX, 260(L)X, 300(L)X	07-13	MBTX20U
350	YFM35F, U Big Bear	87-99	MBTX14AU	POLARIS			
350	YFM35FX Wolverine	95-05	MB12U	All	All Models	All	MBTX20U
350	YFM35FX Wolverine	06-10	MBTX14AU	S.O.S MARINE MFG			
350	YFM35G FG Grizzly	07-13	MBTX14AU	All	All Models	All	MBTX20U
350	YFM35R Raptor	04-13	MBT210S	ULTRANAUTICS			
350	YFM35U Big Bear	87-99	MBTX14AU	800	All Models	87-92	MBTX30U
350	YFM35X Warrior	87-03	MB12U	800	Wet Bike	85-86	MBHD12H
350	YFP35 TerraPro	88	MBTX14AU	1250	Jet Star1250 (Boat)	88-90	MBTX30U
400	YFM40FB Big Bear	00-12	MBTX20U	1260	Jet Star1260 (Boat)	91	MBTX30U
400	YFM40FG Grizzly	07-08	MBTX14AU	WET JET INTERNATIONAL			
400	YFM40FW Kodiak	93-95	MBTX14AU	All	All Models	All	MBTX20U
400	YFM40FW Kodiak/Automatic	03-06	MBTX14AU	YAMAHA			
400	YFM40FW Kodiak/Automatic	96-02	MBTX20U	All	All Wave Runner Models	87-08	MBTX20U
400	YFM400FWN Big Bear	00-03	MBTX20U	700	Superjet	09-13	MBTX20U
450	YFM45FG Grizzly	07-13	MBTX14AU	1100	VX	09-13	MBTX20U
450	YFM45FX Wolverine	03-10	MBTX20U	1800	FX, FZR, FZS, VXS, VXR	09-13	MBTX20U
450	YFZ450	04-13	MB7U	SNOWMOBILE			
450	YFZ450X	-08	MB7U	ARCTIC CAT			
450	YFZ450R, X	09-13	MBT27S	1100	ZI, TZI, F1100, M1100, Bearcat, XF1100, T1100	01-13	MBTX20U
550	YFM5FG Grizzly	-13	MBTX20U	800	F8LXR, F800, M800, XF800	07-13	MBTX20U
600	YFM600FW Grizzly	98-01	MBTX20U	570	F570, T570, Bearcat	08-13	MBTX20U
660	YFM66FA Grizzly	02-08	MBTX20U	500	F5 LXR	07-13	MBTX20U
660	YFM66R Raptor	01-05	MBTX12U	500	4 Stroke Trail, Touring	02-03	MBTX24U
700	YFM7FG Grizzly	07-13	MBTX20U	500	Bearcat 340, 440	95-00	MBTX14AU
700	YFM70R Raptor	06-13	MBT9B4	500	Bearcat 570	04-09	MBTX24U
PERSONAL WATERCRAFT (PWC)				PERSONAL WATERCRAFT (PWC)			
CC	Model	Year	MOTOBATT	CC	Model	Year	MOTOBATT
AQUA-JET CO.				ARCTIC CAT			
430	Aqua-Jet SX1	91	MBTX20U	500	Bearcat WT Turbo	06-07	MBTX24U
432	Aqua-Jet SX1	89-90	MBTX20U	500	Bearcat WT	05-07	MBTX24U
ARCTIC CAT				500	Bearcat WT	03-04	MBTX24U
640	Tiger Shark	97-99	MBTX14AU	500	Bearcat WT	95-02	MBTX20U
770	Tiger Shark	97-99	MBTX14AU	500	Cheetah	91-93	MBTX14AU
BRP (SEA DOO)				500	Cheetah	86-90	MBTX20U
1500	GTI, GTX, RXP, RXT, WAKE	-13	MBTX30U	500	Cougar	95-98	MBTX20U
1500	GTX 4-Tec, RXP	03-07	MBTX30U	500	Cougar	91-94	MBTX14AU
1500	All Models	88-93	MBTX20U	500	Cougar	85-90	MBTX20U
1500	All Other Models	94-07	MBTX20U	500	Crossfire 500	07	MBTX20U
780	3D	-07	MBTX20U	500	Crossfire 600	06-07	MBTX20U
HONDA				500	Crossfire 700	06	MBTX20U
1235	AquaTrax F/R-12, F/R-12X	02-09	MBTX20U	500	EI Tigre 5000	87-88	MBTX14AU
1470	AquaTrax F-15, F-15X	03-13	MBTX20U	500	EXT	95-97	MB9U
KAWASAKI (JET SKI)				500	EXT	92-94	MBTX14AU
300	JS300 TS, SX	86-91	MBTX20U	500	EXT	89-91	MBTX20U
400	JS400	76	MBTX20U	500	EXT (Carb)	95-96	MBTX20U
440	JS440	87-92	MBTX20U	500	EXT (EFI)	98	MBTX20U
440	JS440	77-86	MBTX20U	500	EXT (EFI)	95-97	MB9U
550	JS550	82-85	MBTX20U	500	EXT 600	97-98	MBTX20U
550	JS550, SX	86-95	MBTX20U	500	EXT Dlx (EFI)	97-98	MBTX24U
650	JF650 TS	89-96	MBTX20U	500	EXT Special	91-92	MBTX14AU
650	JF650 X2	86-95	MBTX20U	500	F6, F8, F1000	07-09	MBTX20U
650	JL650 SC	91-95	MBTX20U	500	F5	07-09	MBTX20U
650	JS650 SX	87-95	MBTX20U	500	Firecat	03-06	MBTX24U



SNOWMOBILE

CC	Model	Year	MOTOBATT	CC	Model	Year	MOTOBATT
ARCTIC CAT (Continued)				BRP (SKI-DOO) (Continued)			
500	Jag AFS	89-91	MBTX14AU	800	Expedition, Legend, Skandic	07-12	MBTX24U
500	Jag AFS L/T	89-93	MBTX14AU	800	Renegade, Summit, Free Ride	04-13	MBTX20U
500	Jag Liquid	96	MBTX14AU	800	GSX, MX Z	04-13	MBTX20U
500	Jag Z	94	MBTX14AU	1000	Expedition, Legend, Skandic	03-06	MBTX24U
500	Jag Z	93	MBTX14AU	1200	Grand Touring, Expedition	10-13	MBTX20U
500	Jag, Jag Dix	94-99	MBTX14AU	1200	GSX, GTX, MX Z	09-13	MBTX20U
500	Jag, Jag Dix	85-93	MBTX14AU	KAWASAKI			
500	Jaguar	07	MBTX20U	*	All Models	All	MBTX24U
500	King Cat 900	04-06	MBTX24U	POLARIS			
500	Lynx	91-93	MBTX14AU	*	All EFI (RXL, 500 EFI)	93-97	MB9U
500	M5	05-06	MBTX20U	*	All Electric Start Kits	85-93	MBTX24U
500	M6	05-07	MBTX20U	*	All Electric Start Kits	94-05	MBTX14AU
500	M7	05-06	MBTX20U	*	All Other Models	92-05	MBTX14AU
500	Mountain Cat	01	MBTX20U	*	Indy, Indy Trail	84-91	MBTX24U
500	Mountain Cat 500	02	MBTX20U	*	Sprint (Electric Start)	86-90	MBTX30U
500	Mountain Cat 570	02-04	MBTX24U	500	Wide Track	89-11	MBTX24U
500	Mountain Cat 600	02-04	MBTX20U	544	Trail, Trail Touring	-09	MBTX14AU
500	Mountain Cat 800	02-04	MBTX24U	550	IQ, LXT, Shift	-13	MBTX20U
500	Mountain Cat 900	03-04	MBTX24U	600	IQ Touring	-08	MBTX14AU
500	Mountain Cat 1000	02	MBTX20U	600	IQ, Shift,	09-13	MBTX20U
500	Pantera	99-01	MBTX20U	600	Switchback, RMK	09-10	MBTX20U
500	Pantera	95-98	MBTX24U	600	Wide Track	10-13	MBTX30U
500	Pantera	94	MBTX20U	600	Rush	11-13	MBTX16U
500	Pantera	86-93	MBTX14AU	600	Switchback, RMK	11-13	MBTX16U
500	Pantera	80-85	MBTX20U	750	FS/FST, Wide Track	06-10	MBTX20U
500	Pantera 550, 600	02-05	MBTX20U	750	Turbo Switchback, Turbo Dragon	06-10	MBTX20U
500	Pantera 800	02-04	MBTX24U	750	Turbo LX, IQ	08-13	MBTX20U
500	Panther	94-96	MBTX14AU	750	FS Wide Track	10-13	MBTX30U
500	Panther	89-93	MBTX14AU	800	Switchback, RMK	10	MBTX20U
500	Panther	80-88	MBTX20U	800	Rush, Switchback, RMK	11-13	MBTX16U
500	Panther 340	97-00	MBTX14AU	YAMAHA			
500	Panther 370	01-07	MBTX14AU	80	SV80E Sno-Scout	88-90	MB9U
500	Panther 440	97-03	MBTX14AU	125	SV125E Sno-Sport	90-91	MBTX14AU
500	Panther 550	97-01	MBTX20U	300	CF300 Inviter	86-90	MB16AU
500	Panther 570	02-07	MBTX24U	340	CS340 Ovation Deluxe/LE	89-98	MBTX14AU
500	Panther 660	06-07	MBTX24U	340	EC340 Excel III	81-88	MBTX14AU
500	Powder Extreme	97-98	MBTX20U	340	ET340E Enticer	79	MBTX24U
500	Powder Special	95-97	MBTX20U	340	ET340E Enticer	80	MBTX14AU
500	Prowler	94	MB9U	480	PZ480E Phazer Deluxe	84-89	MBTX14AU
500	Prowler	90-93	MBTX14AU	480	PZ480E Phazer II LE, SS	90-98	MBTX14AU
500	Prowler 2-Up	95	MBTX20U	480	VT480 Venture GT	92-93	MBTX14AU
500	Prowler Special	91-92	MBTX20U	480	VT480 Venture GT	91-97	MBTX14AU
500	Puma	94-96	MBTX14AU	480	VT480TR Venture TR Electric	98	MBTX14AU
500	Sabercat 500	04-06	MBTX20U	500	Phazer	-13	MBTX12U
500	Sabercat 600, 700	04-06	MBTX24U	500	Venture Lite	-13	MBTX12U
500	T660 Touring	04-06	MBTX24U	500	PZ500DX Phazer 500 Deluxe	01	MB16AU
500	T660 Turbo	04-07	MBTX24U	500	VT500 Venture 500	97-01	MB16AU
500	T660 Turbo Touring	04-07	MBTX24U	500	VT500 Venture 500 XL	99-00	MB16AU
500	Thundercat	97-02	MBTX20U	500	VX500E Vmax	94-01	MB16AU
500	Wildcat (EFI)	95-96	MB9U	540	EC540 Excel	79-80	MBTX24U
500	Wildcat (EFI)	93	MBTX20U	540	VK540E, II, III	89-03	MB16AU
500	Wildcat MC	94	MB9U	540	XL540 XLV	85-90	MB16AU
500	Wildcat Touring	95-96	MB9U	570	EX570E Exciter	88-90	MB16AU
500	Z	98-01	MBTX14AU	570	EX570E Exciter II LE	91-93	MB16AU
500	Z 370, 440	02-07	MBTX14AU	600	VT600 Venture 600	97-98	MB16AU
500	Z 570	02-08	MBTX24U	600	VT600 Venture 600	99-06	MBTX24U
500	ZL 500	02	MBTX20U	600	VX600DX Vmax 600 Deluxe	99-01	MBTX24U
500	ZL 550, 600	02-03	MBTX20U	600	VX600E/DX Vmax 600LE/DX	94-96	MB16AU
500	ZL 800	02-03	MBTX24U	600	VX600ER Vmax 600ER	02-03	MBTX24U
500	ZR (EFI)	95-96	MB9U	600	VX600XTC Vmax 600 XTC	97-98	MB16AU
500	ZR 500, 600	01-02	MBTX20U	700	SXV700ER SXViper ER	02-05	MBTX24U
500	ZR 800	02-03	MBTX24U	700	VT700 Venture 700	98-04	MBTX24U
500	ZR 900	03-06	MBTX24U	700	VX700DX Vmax 700 Deluxe	99-00	MBTX24U
500	ZRT	97-02	MBTX20U	700	VX700ER Vmax 700 ER	01-02	MBTX24U
BRP (SKI-DOO)				700	VX700XTC Vmax 700 XTC Deluxe	98	MBTX24U
All	All 4-stroke	03	MBTX24U	973	Vector	-09	MBTX20U
All	All Models	-98	MBTX24U	973	Viking	-09	MBTX20U
All	CK3 Types	99-03	MBTX24U	973	RS Viking Professional	09-13	MBTX20U
All	Elite	04-06	MBTX30U	1000	Apex	06-13	MBTX12U
All	ZX Types	99-01	MBTX12U	1000	RS1000S,GT,RS	03-05	MBTX20U
All	ZX Types	02-03	MBTX20U	1000	RX 1000R RX (All Models)		MBTX20U
300	Skandic	-10	MBTX20U	1049	FX Nitro	-13	MBTX20U
550	Expedition, Freestyle, Skandic	05-13	MBTX20U	1049	RS Venture	-13	MBTX20U
550	Grand Touring, Renegade, Tundra	-13	MBTX20U	1049	RS Vector	-13	MBTX20U
550	MKZ, GSX, GTX	07-13	MBTX20U				
600	Expedition, Skandic, Summit	06-13	MBTX20U				
600	Grand Touring, Renegade	04-13	MBTX20U				
600	Tundra, MX Z, GSX, GTX	04-13	MBTX20U				

MotoBatt - Intelligent Battery Maintenance



MotoBatt's Unique 9 Stage Charging and Maintenance Process

1. Qualification Phase:

Initially ensures that the battery is in good condition prior to launching charge processing. As a safety measure charge process will not begin if battery is below 2.0V.

2. Battery Rescue Phase:

MOTOBATT Battery Rescue starts if battery voltage has risen unusually high in the early portion of the re-charge cycle. This is usually caused by plate sulfation. Once the battery rescue phase has succeeded in getting the battery to accept power, normal battery charging will begin.

3. Soft Start Phase:

Soft Start is used when the charger has detected a battery at a very low initial state of charge. Voltage and current are delivered at specified rate to help the battery to recover prior to entering Pulse charge mode.

4. Pulse Mode Phase:

MOTOBATT Pulse mode provides a sulfate busting pulse charge to help the newly recovered battery to continue to accept charge as it enters the reconditioning phase.

5. Recondition Phase:

The MOTOBATT reconditioning phase continues to work the battery at a slightly higher voltage and amperage to "re-activate" the battery plates for improved depth of charge and charge acceptance.

6. Bulk Charge Phase:

With the battery now through Pulse and reconditioning phases and well on its way to full recovery the MOTOBATT bulk charge phase gives the battery constant current taking the battery up to 80% of its capacity.

7. Absorption Phase:

In the MOTOBATT absorption phase the battery is given constant voltage while the current is reduced based on action taken from monitoring the batteries current state until the battery is 100% charged.

8. Check Phase:

Battery will now be checked to be sure that it is holding a charge properly and the charger will make a determination and classify the battery for use, or not.

9. Maintenance Phase:

Battery can be left safely on the charger indefinitely. The unit will monitor the battery and "turn-on" again as needed to maintain the battery at a full state of readiness.

Single Station Economy Chargers



MotoBatt Baby Boy Charger
Part# MBBABY
6/12V 500mA 3 Step Algorithm
Suggested for 2 to 20AH batteries
Premium Retail Packaging
Includes: 21" Clip and Eyelet
Maintenance leads



MotoBatt Little Boy Charger
Part# MBCLB
12V 1A 9 Step Algorithm
Suggested for 3 to 45AH batteries
Premium Retail Packaging
Includes: 21" Clip and Eyelet
Maintenance leads

Premium Featured Battery Maintenance Chargers



MotoBatt Water Boy Charger
Part# MBCWB
12V 1.0A 9 Step Algorithm
Suggested for 3 to 45AH batteries
Premium Retail Packaging
Includes: 21" Clip and Eyelet
Maintenance leads
Wall Mountable



MotoBatt Fat Boy Charger
Part# MBCFB
12V 2.0A 9 Step Algorithm
Suggested for 4 to 100AH Batteries
Premium Retail Packaging
Includes: 21" Clip and Eyelet
Maintenance leads
Wall Mountable

2 and 4 Station Battery Maintenance Chargers



MotoBatt Dual Bank Charger
Part# MBC2B
12V 2.0A 9 Step Algorithm
Suggested for 4 to 100AH batteries
Premium Retail Packaging
Includes: 2x21" Clip and 2x Eyelet
Maintenance leads
Wall Mountable



MotoBatt Quad Bank Charger
Part# MBC4B
12V 4.0A 9 Step Algorithm
Suggested for 4 to 100AH Batteries
Premium Retail Packaging
Includes: 4x21" Clip and 4x Eyelet
Maintenance leads
Wall Mountable

MotoBatt - Intelligent Battery Maintenance



Power Boy Waterproof Battery Chargers/Maintainers



12V 5A Power Boy Waterproof Battery Charger / Maintainer
Part# MBCPB5-12



24V 3A Power Boy Waterproof Battery Charger / Maintainer
Part# MBCPB3-24

12 Bank Battery Charge Maintenance System



12V 12 Bank Battery Charge Maintenance System (Keep Batteries Like New Indefinitely)
Part# MBC12B



Battery Rack Header Card Bracket Mounting Kit
for 12 Bank Maintainer
Part# BRKTMBC12BKIT



Retro Fit Mounting Bracket (for Mounting 12 Bank Maintainer
without Header Card)
Part# RETROMBC12BKIT

Lithium Emergency Jump Starter



12V Lithium Emergency Jump Starter and Remote USB Power Supply
Part# MBJ4500

MotoBatt Battery Charger Accessories



MB-CCAC
21" 18AWG Cable Lead with 7.5A fuse and Alligator Clip



MB-MAP
21" 18AWG Cable Lead with "Flex Fit" Car Lighter Plug w/ OE / BMW (DIN) adaptor



MB-CCRT
21" 18AWG Cable Lead with 7.5A fuse and Ring Terminals



MB-CCFP
1'6" 18AWG Cable Lead with Female Accessory Cigarette Lighter Socket



MB-RTC
2 Pin Plug Replacement Weather Cap



MB-CL5
5' 18AWG Charging Lead Extension Cable



MB-CL10
10' 18AWG Charging Lead Extension Cable



MB-CL25
25' 18AWG Charging Lead Extension Cable



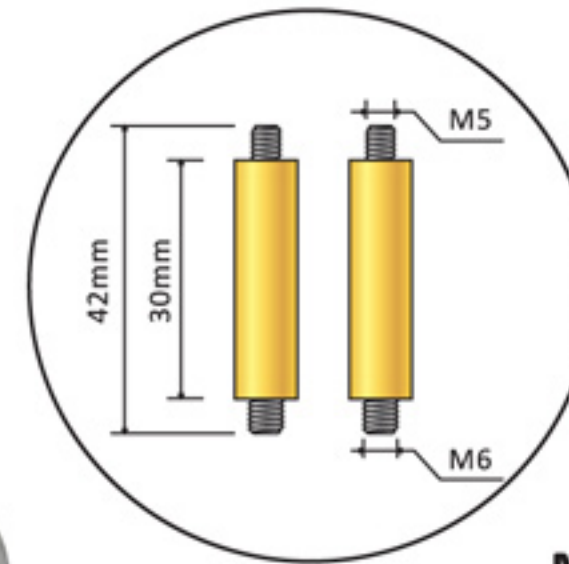
MB-CCFPXL
Premium Xtra Long 60" 18AWG Cable Lead with Female Accessory Cigarette Socket and Dust Cap



MB-DFCL
21" Dual Function Eyelet Output Cable with 15A Fuse, 16AWG Charger Cable with 7.5A Fuse and 18AWG Battery Cable



MBCCRT-JAR
Dealer Install Pak 25ea. MBCCRT Ring Terminal Leads in Retail "Candy Jar" Display (Save 15% in Bulk)



MPA
Charging Post Adaptor – an aid for easier and faster boost charging. Eliminates the need to install the "C" terminal for boost charging. NOT TO BE USED FOR BATTERY TESTING WITH ELECTRONIC TESTERS



MBDFCL- KIT
21" Dual Function Eyelet Lead Packed with 60" Cable with Female Accessory Plug

Terminal Cap Part# MPC2 QTY:8PCS	Terminal Cap Part# MPC1 QTY:8PCS	Screw Part# MPS2 QTY:8PCS	Screw Part# MPS1 QTY:8PCS
C Terminal Part# MPT2 QTY:8PCS	C Terminal Part# MPT1 QTY:8PCS	Tester Part# MP-VM QTY:2PCS	
Brass Terminal Part# MPA -Adaptor QTY:4PCS	C Terminal Part# MPT3 QTY:8PCS	Cable Part# MBCCRT QTY:2PCS	
Allen Key Part# MPAK2 QTY:4PCS	Allen Key Part# MPAK1 QTY:4PCS	Cable Part# MBCCAC QTY:2PCS	



MP-KIT

Motobatt Small Parts Kit Contains
 -Extra/ replacement brass terminals and stainless steel fasteners for the full line
 -Proper size Allen Wrenches to tighten fasteners
 -Parts kit designed with handy lift out bins for easy dispensing
 -All parts are available separately for refiling as needed

MotoBatt - Intelligent Battery Maintenance

DIY Economy and Premium Uniquely Featured Intelligent Battery Testers



MotoBatt Pocket Voltmeter



Part# MB-VM

- Application: 12 Volt battery, remote testing via vehicle mounted charging lead or directly on battery terminals
- Test Range: Battery Voltage:
25% - 9.8 to 12.0V
50% - 12.0V to 12.4V
75% - 12.4V – 12.6V
100% 12.6 – 13.8V
Charging Voltage:
Good – 13.8V to 14.7V,
Bad – 14.7V - up
- Features: Perfect tool for every counterperson's pocket or consumers saddle bags or glove box. Use with probes in fixed location to test battery through permanently mounted battery maintenance / charging terminal lead end. Or remove black (negative) cable from fixed location for on battery terminal testing

MotoBatt 125A Digital Load Tester



Part# MB-T

- Application: 12V Battery, 12V Charging System
- Operating Range: Up to 400 CCA
- Voltmeter: 0 to 15.0V
- Test Type: Timed, auto shut off 125 Amp resistance load
- Display: 3 character LED Display plus 3 LED indicators
- Lead Set: 25" / 64 cm - Special motorcycle battery terminal sized clamps
- Features: Durable metal housing, easy to use, true 125A load test, microprocessor controlled, automatically turns load off after 10 seconds and through special "test and hold" feature, holds under load voltage reading for comparison to test matrix on tester face, touch button again for charging system voltage indication and comparison to matrix on tester face, reverse polarity indication, built in wall hanger
- Dimensions: L-9.4 (239mm), W- 3.4" (86mm), H-3.4" (86mm)

MotoBatt Mini Electronic Battery And System Tester



Part# MBMini

- Application: 12V Battery, 12V Charging System
- Operating Range: 20-450 CCA
- Battery Test / Rating Selection: Custom test by MotoBatt part number code, Sealed and SLI - CCA, CA, EN, IEC, DIN
- Voltmeter: 7 to 15V
- Test Type: Micro Load Dynamic Resistance
- Display: 4 character LED plus 4 LED INDICATORS
- Lead Set: 47" / 119cm, small motorcycle clips
- Features: Custom Test by MotoBatt part number code capability for increased accuracy, easy to use, accurately tests discharged batteries, Exclusive - Replaceable Test Lead capability, No internal battery, small design, durable impact resistant housing with protective rubber boot and field replaceable clip leads (part# MBTCL).
- Accessories: Part# MBTCL comes with testers and available separately is designed to work with MBMini and MBPro to facilitate fast and easy replacement for worn or damaged test clip lead.
- Dimensions: L-4.9" (124mm), W- 3.1" (79mm), H-.84" (21mm)

MotoBatt - Intelligent Battery Maintenance

DIY Economy and Premium Uniquely Featured Intelligent Battery Testers



MotoBatt 6-12V Pro Electronic Battery and System Tester



Part# MBPro

- Application: 6 and 12V Battery, 12V Charging and Starting System
- Operating Range: 20-450 CCA
- Battery Test / Rating Selection: Custom test by MotoBatt part number, Regular Liquid, AGM Flatplate, AGM spiral, VRLA / Gel, - CCA(SAE), EN, JIS, DIN, IEC
- Languages: English, French, Spanish, German, Italian, Portuguese
- Voltmeter: 1.5 to 30V
- Load Type: Micro Load Dynamic Resistance
- Display: 2 line - 16 character LCD
- Lead Set: 47" / 119cm, small motorcycle clips
- Features: Custom Test by MotoBatt part number capability for increased accuracy, easy to use, numeric and graphical state of health (SOH) and state of charge (SOC) test results, LCD interface, accurately tests discharged batteries, Exclusive - Replaceable Test Lead capability, includes internal battery, durable impact resistant housing with protective rubber boot and field replaceable clip leads (part# MBTCL).
- Accessories: Part# MBTCL comes with testers and available separately is designed to work with MBMini and MBPro to facilitate fast and easy replacement for worn or damaged test clip leads. Includes 9V battery.
- Dimensions: L-7.4" (188mm), W- 4" (102mm), H- 2" (21mm)

MotoBatt 6-12V ProPLUS Electronic Battery and System Tester



Part# MBProPLUS

- Application: 6 and 12V Battery, 12 & 24 V Charging and Starting System
- Operating Range: 40-2000 CCA
- Battery Test / Rating Selection: Custom test by MotoBatt part number, Regular Liquid, VRLA / Gel, AGM Spiral, AGM Flat Plate, - CCA(SAE), IEC, DIN, JIS, EN
- Languages: English, French, Spanish, German, Italian, Portuguese
- Voltmeter: 1.5 to 30V
- Load Type: Micro Load Dynamic Resistance
- Display: 4 line - 16 character LCD, Back-Lit with adjustable brightness
- Lead Set: Long 70" / 178cm, heavy duty clips
- Features: Custom Test by MotoBatt part number capability for increased accuracy, easy to use, numeric and graphical state of health (SOH) and state of charge (SOC) test results, built in printer with standard 2-1/4" readily available thermal printer paper roll, accurately tests discharged batteries, durable impact resistant housing with protective molded in rubber grip, field replaceable lead, date and time function, and Warranty Code, test counter and bar code (Code 39) printout to support in-store warranty test control processes. MS Excel based Warranty Code de-coder available on www.motobatt.com website
- Accessories: 1 standard thermal printer paper roll, Heavy Duty protective plastic carry case, 6 AA batteries
- Dimensions: L-9.9" (251mm), W- 5" (127mm), H- 2.5" (64mm)

MotoBatt Low Voltage Battery Alert



Part# MBLVBA

12V Low Voltage Battery Alert in Retail Package

Part# MBLVBABULK

Dealer Install Pak 15ea. MBLVBA in plain bulk pack bag (Save 15% in Bulk)

- Application: 12V Battery.
- Features: A perfect product for any 12V vehicle battery but especially good to help ensure starts on Motorcycles on the showroom floor and stored or seasonally used vehicles. Audible beeper warns of low battery voltage and need for recharge."

▼ MotoBatt Battery Charger – Commonly asked questions and answers

Q1: Are “Smart” MAINTAINERS or simple “Trickle” CHARGERS required for PowerSports battery applications?

A1: Yes, because of the way PowerSports vehicles are generally used, they require the twofold benefits of a “smart” microprocessor controlled CHARGER and MAINTAINER to charge and maintain the battery at all times during non-use is best; and for possible periods of long inactivity, and/or for offsetting any parasitic loads (vehicle computers, clocks, alarms, etc). This will extend the life of your battery and keep your battery maintained at a full charge safely, and always ready for use.

Q2: What should be used to charge or maintain modern AGM batteries?

A2: Smart chargers are required for use on all AGM or GEL batteries. Sealed Valve Regulated batteries (AGM and Gel) may be damaged or dried out and ruined if they are overcharged. The damage that can be caused by improper charging becomes permanent and gets worse over time. All major PowerSports vehicle manufacturers now use AGM batteries from the factory. The correct way to charge or maintain these AGM batteries is with a smart charger, and with its exclusive 9 step algorithm technology MOTOBATT is the best option.

Q3: What can happen if a manual or “non-smart” charger is used on a AGM or GEL battery?

A3: Bottom line is manual chargers are NOT suitable for AGM or GEL batteries. Unless monitored constantly they may cause overcharging from too high constant voltage, which is the cause of swelling of the battery case in AGM and GEL batteries during charging (a faulty charging system may also cause overcharging and subsequent swelling of the battery case). Note this is NOT a valid warranty claim on any GEL or AGM battery. The message is simple, use a suitable Motobatt smart charger with all lead acid batteries, especially AGM and GEL batteries.

Q4: Which MOTOBATT MAINTAINER for which size battery?

A4: Matching a MOTOBATT CHARGER AND MAINTAINER with battery capacity is not required, as voltage and amperage are constantly monitored, and reduced or increased by the unique Motobatt 9 stage charging and maintenance process. However you may wish to choose a MOTOBATT CHARGER AND MAINTAINER to suit your budget or your performance requirements.

MOTOBATT models: Little Boy, Water Boy, Fat Boy, Dual bank and Four bank are a microprocessor controlled “Charger and Maintainer” in one unit, and enable a regular consumer without battery knowledge to properly charge and maintain any lead acid battery safely.

MOTOBATT models: Baby Boy Charger will charge 6 or 12V Power Sports batteries to full charge then move into automatic maintenance mode and monitor the battery for potential need for additional charge. The Baby Boy Charger is not designed to charge a large dead flat or sulphated battery.

Q5: Can Motobatt Maintainers be used on automotive and marine batteries?

A5: Yes, Motobatt Charger/Maintainers (models Little Boy, Water Boy, Fat Boy, Dual Bank and Four Bank) are suitable for use on all domestic lead acid batteries, including automotive and marine. Fat Boy model and up are of higher specification and will provide subsequent greater performance on larger batteries.

▼ MotoBatt Battery Tester - Commonly asked questions and answers

Q1: What is the MB-VM tester designed to be used for?

A1: The MB-VM is simple and inexpensive voltmeter that shows the open circuit state of charge of a battery in the form of % of charge. When used with the engine is started it will also indicate overcharge voltage going to the battery with the “bad” indicator light and passing charge voltage with the “good” indicator light. Another cool part about the meter is that it can be used to remotely test the battery, without actual access to the battery by inserting the probes (in the fixed position) into the battery charge / maintenance lead and if the battery is accessible or on the workbench you can remove the negative lead from its fixed position and test the battery at each terminal location. It’s a great tool for every dealership counterperson in a dealership or any consumer.

Q2: Does MotoBatt have an actual resistance load tester available?

A2: Yes, The MotoBatt part # MBT is an inexpensive tester uniquely designed specifically for the PowerSports market and is a great blend of a newer digital microprocessor controlled meter with the old tried and true fixed resistance load tester. It actually loads the battery to simulate the resistance of a starter load on the battery and allows you to compare the result to your batteries rating on a matrix on the face of the tester to determine final results. By using the unique performance matrix on the face of the tester you will dramatically increase the accuracy of this fixed load tester. It also enables you to test your starter and alternator output using the pass/fail information found on the right of the voltage screen.

Q3: Why would I want to test my battery if it is still starting my bike?

A3: The reason behind any type of ongoing battery maintenance whether its charge or testing related is all about YOU. There is always the time when your battery will become worn out or you’re starting / charging system will fail. With tools available from MotoBatt, ongoing maintenance is simple and it will help to find problems prior to a no-start situation and ensure that you will be able to ride when YOU want and not be held hostage by a failure. Keeping your battery on charge at all times through a simple battery maintenance lead and testing the battery periodically will help you to keep riding and out of the shop.

Q4: Can any of the testers available from MotoBatt test a discharged battery?

A4: Yes, all of the electronic testers available from MotoBatt (MBMini, MBPro and MBProPLUS) can test discharged batteries. As you might imagine when trouble arises with a no-start situation the battery is usually discharged; when testing with standard load based testers the battery must be charged to give an accurate test. Through use of an electronic type of tester you can test your discharged battery to determine if the battery is simply discharged or bad and needs to be replaced. This family of testers will also do a more invasive starting and charging system test to help spot problems before they “spot” you.

Q5: Can my battery be tested and charged through the same remote charging lead?

A5: Well...yes and no.... simple voltage testing – Yes. But for advanced testing; due to the need for very a uniform amount of resistance required on the input and output side of the test circuit, the standard charge maintenance lead cannot be used for testing anything outside of open circuit voltage.

Q6: Does MotoBatt have a Tester that prints out test results for attachment to a work order?

A6: Yes, the MotoBatt MBproPLUS is our best tester. It prints all results and tests PowerSports batteries, automotive and commercial batteries alike


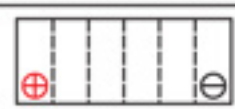
Q7: What MotoBatt testers are the best Consumer based units and which are the best for Shop use?


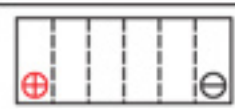
A7: The MB-VM, MBT and MBMini are all 12V only testers and are your best for consumer testers and should be in a dealer stock. The MBPro would be a high end consumer unit (and can test 6V batteries). For a shop the MBT, MBPro and/or MBProPLUS are a must.





Application:

Maintenance-Free Valve Regulated Lead Acid (VRLA) construction make MotoBatt Deep Cycle VRLA Batteries the definitive choice for Mobility and Home Medical Equipment, UPS, Telecommunications, Solar and Renewable Energy, Electronics and Security, Marine and RV and Utility Applications.

	Battery Type: MB85-12 BCI Group: 24	
	Voltage: 12V	
	Capacity (20HR): 85Ah	
	RC 145 minutes@25A, 34 minutes@75A	
	Weight: 25.5kg /56.2lbs	
	Dimensions (in / mm) L: 10.24(260) W: 6.65(169) H: 8.31(211) TH1: 8.46(215)	
	Assembly Figure Terminal Locations: 2	
	Terminals: 2, Threaded Button Type - M8	
	Bolts: 2, M8 x 17.9mm	
	Allen Wrench: None Terminal Caps: None	

	Battery Type: MB105-12 BCI Group: 27	
	Voltage: 12V	
	Capacity (20HR): 105Ah	
	RC 175 minutes@25A, 45 minutes@75A	
	Weight: 30.5kg /67.2lbs	
	Dimensions (in / mm) L: 12.24(306) W: 6.57(167) H: 8.31(211) TH1: 8.46(215)	
	Assembly Figure Terminal Locations: 2	
	Terminals: 2, Threaded Button Type - M8	
	Bolts: 2, M8 x 17.9mm	
	Allen Wrench: None Terminal Caps: None	

	Battery Type: MB120-12 BCI Group: 31	
	Voltage: 12V	
	Capacity (20HR): 120Ah	
	RC 195 minutes@25A, 50 minutes@75A	
	Weight: 35kg /77.14lbs	
	Dimensions (in / mm) L: 12.99(330) W: 6.73(171) H: 8.50(216) TH1: 8.66(220)	
	Assembly Figure Terminal Locations: 2	
	Terminals: 2, Threaded Button Type - M8	
	Bolts: 2, M8 x 17.9mm	
	Allen Wrench: None Terminal Caps: None	



Part# BATRACK12
"Quick Set" 12 Battery Storage Rack with Header Card Bracket



Part# MBAP8 (MBRACK for USA)
MotoBatt Tall Yellow Display Rack with Header Card



Part# MBAP17 (MBCDISPLAY for USA)
MotoBatt Counter Display with Dummy Battery and Feature Display Card

NOTES

A large rounded rectangular box with a thin gray border, containing 20 horizontal lines for writing notes. The lines are evenly spaced and extend across most of the width of the box.


NOTES

A large, vertically oriented rounded rectangle with a thin gray border. Inside the rectangle, there are 25 horizontal gray lines spaced evenly, providing a template for writing notes.

Unique AGM PowerSports Batteries, Battery Chargers and Battery Testers

MOTOBATT

WITH QUADFLEX™ TECHNOLOGY



WWW.MOTOBATT.COM

THE WORLD FIRST AND ONLY 4 TERMINAL MOTORCYCLE BATTERY